

A REFINED JONES POLYNOMIAL FOR SYMMETRIC UNIONS

MICHAEL EISERMANN AND CHRISTOPH LAMM

ABSTRACT. Motivated by the study of ribbon knots we explore symmetric unions, a beautiful construction introduced by Kinoshita and Terasaka in 1957. For symmetric diagrams D we develop a two-variable refinement $W_D(s, t)$ of the Jones polynomial that is invariant under symmetric Reidemeister moves. Here the two variables s and t are associated to the two types of crossings, respectively on and off the symmetry axis. From sample calculations we deduce that a ribbon knot can have essentially distinct symmetric union presentations even if the partial knots are the same.

If D is a symmetric union diagram representing a ribbon knot K , then the polynomial $W_D(s, t)$ nicely reflects the geometric properties of K . In particular it elucidates the connection between the Jones polynomials of K and its partial knots K_{\pm} : we obtain $W_D(t, t) = V_K(t)$ and $W_D(-1, t) = V_{K_-}(t) \cdot V_{K_+}(t)$, which has the form of a symmetric product $f(t) \cdot f(t^{-1})$ reminiscent of the Alexander polynomial of ribbon knots.

1. INTRODUCTION AND OUTLINE OF RESULTS

A knot diagram D is said to be a *symmetric union* if it is obtained from a connected sum of a knot K_+ and its mirror image K_- by inserting an arbitrary number of crossings on the symmetry axis. Figure 1 displays two examples with $K_{\pm} = 5_2$. (We shall give detailed definitions in §2.) Reversing this construction, the knots K_{\pm} can be recovered by cutting along the axis; they are called the *partial knots* of D .

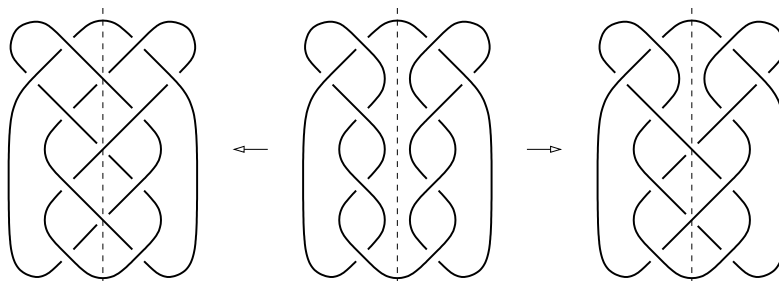


FIGURE 1. Two symmetric union presentations of the ribbon knot 9_{27} (left and right) obtained from the connected sum of the partial knots $K_{\pm} = 5_2$ (middle) by inserting crossings on the symmetry axis

The two outer diagrams of Fig. 1 both represent the knot 9_{27} , which means that they are equivalent via the usual Reidemeister moves, see [2, Fig. 8]. Are they equivalent through symmetric diagrams? In the sequel we construct a two-variable refinement $W_D(s, t)$ of the Jones polynomial, tailor-made for symmetric union diagrams D and invariant under symmetric Reidemeister moves. This allows us to show that there cannot exist any symmetric transformation between the above diagrams, in other words, every transformation must break the symmetry in some intermediate stages.

Date: first version September 2006; this version compiled November 24, 2009.

2000 Mathematics Subject Classification. 57M25, 57M27.

Key words and phrases. symmetric union presentation of ribbon knots, equivalence of knot diagrams under symmetric Reidemeister moves, Kauffman bracket polynomial, refinement of the Jones polynomial.

1.1. Motivation and background. Symmetric unions were introduced by Kinoshita and Terasaka [8] in 1957. Apart from their striking aesthetic appeal, they appear naturally in the study of ribbon knots, initiated at the same time by Fox and Milnor [4, 3, 5]. While ribbon and slice knots have received much attention over the last 50 years [12], the literature on symmetric unions remains scarce. We believe, however, that the subject is worthwhile in its own right, and also leads to productive questions about ribbon knots.

It is an old wisdom that, *algebraically*, a ribbon knot K resembles a connected sum $K_+ \sharp K_-$ of some knot K_+ with its mirror image K_- . This is *geometrically* modelled by symmetric unions: it is easy to see that every symmetric union represents a ribbon knot (§2.2). The converse question is still open; some affirmative partial answers are known [2]. For example, all ribbon knots up to 10 crossings and all two-bridge ribbon knots can be represented as symmetric unions.

Besides the problem of *existence* it is natural to consider the question of *uniqueness* of symmetric union representations. Motivated by the task of tabulating symmetric union diagrams for ribbon knots, we were led to ask when two such diagrams should be regarded as equivalent. A suitable notion of symmetric Reidemeister moves has been developed in [2, §2]. Empirical evidence suggested that ribbon knots can have essentially distinct symmetric union representations, even if the partial knots K_{\pm} are the same. With the tools developed in the present article we can solve this problem in the affirmative for the knot 9_{27} as in Fig. 1, and indeed for an infinite family of two-bridge ribbon knots (§6.4).

1.2. A refined Kauffman bracket. As our main tool we develop a two-variable refinement of the Jones polynomial that nicely reflects the geometric properties of symmetric unions. Since skein relations are local and do not respect global symmetry conditions, we are led to consider arbitrary diagrams for the following construction.

Definition 1.1 (refined bracket polynomial). Consider the plane \mathbb{R}^2 with vertical axis $\{0\} \times \mathbb{R}$ and let \mathcal{D} be the set of planar link diagrams that are transverse to the axis. The Kauffman bracket [7] can be refined to a two-variable invariant $\mathcal{D} \rightarrow \mathbb{Z}(A, B)$, $D \mapsto \langle D \rangle$, according to the following skein relations:

- For every crossing off the axis we have the usual skein relation

$$(A) \quad \langle \begin{array}{c} \diagup \diagdown \\ \diagdown \diagup \end{array} \rangle = A^{+1} \langle \begin{array}{c} \diagdown \diagdown \\ \diagup \diagup \end{array} \rangle + A^{-1} \langle \begin{array}{c} \diagup \diagup \\ \diagdown \diagdown \end{array} \rangle.$$

- For every crossing on the axis we have an independent skein relation

$$(B) \quad \begin{aligned} \langle \begin{array}{c} \diagup \diagdown \\ \diagdown \diagup \\ \vdots \end{array} \rangle &= B^{+1} \langle \begin{array}{c} \diagdown \diagdown \\ \diagup \diagup \\ \vdots \end{array} \rangle + B^{-1} \langle \begin{array}{c} \diagup \diagup \\ \diagdown \diagdown \\ \vdots \end{array} \rangle, \\ \langle \begin{array}{c} \diagdown \diagdown \\ \diagup \diagup \\ \vdots \end{array} \rangle &= B^{-1} \langle \begin{array}{c} \diagup \diagup \\ \diagdown \diagdown \\ \vdots \end{array} \rangle + B^{+1} \langle \begin{array}{c} \diagdown \diagdown \\ \diagup \diagup \\ \vdots \end{array} \rangle. \end{aligned}$$

- If C is a collection of n circles (i.e., a diagram without any crossings) having $2m$ intersections with the axis, then we have the following circle evaluation formula:

$$(C) \quad \begin{aligned} \langle C \rangle &= (-A^2 - A^{-2})^{n-1} \left(\frac{B^2 + B^{-2}}{A^2 + A^{-2}} \right)^{m-1} \\ &= (-A^2 - A^{-2})^{n-m} (-B^2 - B^{-2})^{m-1}. \end{aligned}$$

Remark 1.2. While the skein relations (A) and (B) are a natural ansatz, the circle evaluation formula (C) could seem somewhat arbitrary. We should thus point out that, if we want to achieve invariance, then (A) and (B) imply (C) up to a constant factor. We choose our normalization such that the unknot \bigcirc (where $n = m = 1$) is mapped to $\langle \bigcirc \rangle = 1$.

There is a natural family of Reidemeister moves respecting the axis, as recalled in §2.3. The crucial observation is that the refined bracket is indeed invariant:

Lemma 1.3 (regular invariance). *The two-variable bracket $\langle D \rangle \in \mathbb{Z}(A, B)$ is invariant under regular Reidemeister moves respecting the axis. RI-moves off the axis contribute a factor $-A^{\pm 3}$, whereas SI-moves on the axis contribute a factor $-B^{\pm 3}$.*

Remark 1.4. Of course, in every construction of link invariants one can artificially introduce new variables. Usually the invariance under Reidemeister moves enforces certain relations and eliminates superfluous variables. It is thus quite remarkable that the variables A and B remain free, and moreover, carry geometric information as we shall see.

1.3. A refined Jones polynomial. In order to obtain full invariance we normalize the two-variable bracket polynomial $\langle D \rangle$ with respect to the writhe. To this end we consider the set $\vec{\mathcal{D}}$ of oriented diagrams and define the A -writhe $\alpha(D)$ and the B -writhe $\beta(D)$ to be the sum of crossing signs off and on the axis, respectively. This ensures full invariance:

Theorem 1.5 (refined Jones polynomial). *The map $W: \vec{\mathcal{D}} \rightarrow \mathbb{Z}(A, B)$ defined by*

$$W(D) := \langle D \rangle \cdot (-A^{-3})^{\alpha(D)} \cdot (-B^{-3})^{\beta(D)}$$

is invariant under all Reidemeister moves respecting the axis (displayed in §2.3).

Notation. We shall adopt the common notation $A^2 = t^{-1/2}$ and $B^2 = s^{-1/2}$. Instead of $W(D)$ we also write W_D or $W_D(s, t)$ if we wish to emphasize or specialize the variables.

The following properties generalize those of the Jones polynomial:

Proposition 1.6. *The invariant $W: \vec{\mathcal{D}} \rightarrow \mathbb{Z}(s^{1/2}, t^{1/2})$ enjoys the following properties:*

- (1) W_D is insensitive to reversing the orientation of all components of D .
- (2) W_D is invariant under mutation, flypes, and rotation about the axis.
- (3) If $D \sharp D'$ is a connected sum along the axis, then $W_{D \sharp D'} = W_D \cdot W_{D'}$.
- (4) If D^* is the mirror image of D , then $W_{D^*}(s, t) = W_D(s^{-1}, t^{-1})$.
- (5) If D is a symmetric diagram, then $W_D(s, t)$ is symmetric in $t \leftrightarrow t^{-1}$.
- (6) If D is a symmetric union link diagram, then W_D is insensitive to reversing the orientation of any of the components of D .

1.4. Symmetric unions. In the special case of symmetric union diagrams, the practical calculation of W -polynomials is most easily carried out via the following algorithm:

Proposition 1.7 (recursive calculation via skein relations). *Consider a symmetric union diagram D with n components. If D has no crossings on the axis then*

$$(1) \quad W_D(s, t) = \left(\frac{s^{1/2} + s^{-1/2}}{t^{1/2} + t^{-1/2}} \right)^{n-1} V_L(t),$$

where $V_L(t)$ is the Jones-polynomial of the link L represented by D .

If D has crossings on the axis, then we can apply the following recursion formulae:

$$(2) \quad W \left(\begin{array}{c} \diagup \diagdown \\ \diagdown \diagup \end{array} \right) = -s^{+1/2} W \left(\begin{array}{c} \diagup \diagdown \\ \diagup \diagdown \end{array} \right) - s^{+1} W \left(\begin{array}{c} \diagup \diagdown \\ \diagdown \diagup \end{array} \right),$$

$$(3) \quad W \left(\begin{array}{c} \diagdown \diagup \\ \diagdown \diagup \end{array} \right) = -s^{-1/2} W \left(\begin{array}{c} \diagdown \diagup \\ \diagdown \diagup \end{array} \right) - s^{-1} W \left(\begin{array}{c} \diagdown \diagup \\ \diagup \diagdown \end{array} \right).$$

These rules allow for a recursive calculation of $W(D)$ for every symmetric union D . Notice that $W(D)$ is independent of orientations according to Proposition 1.6(6).

We emphasize that $W(D)$ of an arbitrary diagram D will in general *not* be a polynomial: by construction $W(D) \in \mathbb{Z}(s^{1/2}, t^{1/2})$ is usually a fraction and cannot be expected to lie in the subring $\mathbb{Z}[s^{\pm 1/2}, t^{\pm 1/2}]$. This miracle happens, however, for symmetric union diagrams:

Proposition 1.8 (integrality). *If D is a symmetric union knot diagram, then W_D is a Laurent polynomial in s and t . More generally, if D is a symmetric union diagram with n components, then $W_D \in \mathbb{Z}[s^{\pm 1}, t^{\pm 1}] \cdot (s^{1/2} + s^{-1/2})^{n-1}$.*

Remark 1.9. The integrality of W_D is a truly remarkable property of symmetric unions. The fact that the denominator disappears for symmetric unions was rather unexpected, and sparked off an independent investigation, whose results are presented in [1]. The integrality of $W_D(s, t)$ now follows from a more general integrality theorem [1, Theorem 1], which is interesting in its own right: for every n -component ribbon link the Jones polynomial $V(L)$ is divisible by the Jones polynomial $V(\bigcirc^n)$ of the trivial link.

The following special values in t correspond to those of the Jones polynomial:

Proposition 1.10 (special values in t). *If D is a symmetric union link diagram with n components, then $W_D(s, \xi) = (-s^{1/2} - s^{-1/2})^{n-1}$ for each $\xi \in \{1, \pm i, e^{\pm 2i\pi/3}\}$, and $\frac{\partial W_D}{\partial t}(s, 1) = 0$. In other words, $W_D - (-s^{1/2} - s^{-1/2})^{n-1}$ is divisible by $(t-1)^2(t^2+1)(t^2+t+1)$.*

The following special values in s nicely reflect the symmetry:

Proposition 1.11 (special values in s). *Suppose that a knot K can be represented by a symmetric union diagram D with partial knots K_{\pm} . Then the following properties hold:*

- (1) Mapping $s \mapsto t$ yields $W_D(t, t) = V_K(t)$, the Jones polynomial of K
- (2) Mapping $s \mapsto -1$ yields a symmetric product $W_D(-1, t) = V_{K_-}(t) \cdot V_{K_+}(t)$.

In particular, both specializations together imply $W_D(-1, -1) = \det(K) = \det(K_-) \cdot \det(K_+)$.

Remark 1.12. Finding a symmetric union representation D for a ribbon knot K introduces precious extra structure that can be used to refine the Jones polynomial $V_K(t)$ to a two-variable polynomial $W_D(s, t)$. In this sense we can interpret $W_D(s, t)$ as a “lifting” of $V_K(t)$ to this richer structure. The specialization $s \mapsto t$ forgets the extra information and projects back to the initial Jones polynomial.

The product formula $W_D(-1, t) = V_{K_-}(t) \cdot V_{K_+}(t)$ is particularly intriguing. Recall that for every ribbon (or slice) knot K , the Alexander-Conway polynomial is a symmetric product $\Delta_K(t) = f(t) \cdot f(t^{-1})$ for some polynomial $f \in \mathbb{Z}[t^{\pm 1}]$. The preceding theorem says that such a symmetric product also appears for the Jones polynomial $V_K(t)$, albeit indirectly via the lifted two-variable polynomial $W_D(s, t)$.

Remark 1.13. We use the letter W as a typographical reminder of the symmetry that we wish to capture: W is the symmetric union of two letters V , just as the W -polynomial is the combination of two V -polynomials. (This analogy is even more complete in French, where V is pronounced “vé”, while W is pronounced “double vé”.)

1.5. Applications and examples. In [2] we motivated the question whether the two symmetric unions of Fig. 1 could be symmetrically equivalent. (In fact, 9_{27} is the first example in an infinite family of two-bridge ribbon knots, see §6.4.) Having the W -polynomial at hand, we can now answer this question in the negative:

Example 1.14. The symmetric union diagrams D (left) and D' (right) of Fig. 1 both represent the knot 9_{27} . The partial knot is $K_{\pm} = 5_2$ in both cases, so this is no obstruction to symmetric equivalence (see §2.5). Calculation of their W -polynomials yields:

$$\begin{aligned} W_D(s, t) &= 1 + s \cdot g_1(t) - s^2 \cdot f(t), \\ W_{D'}(s, t) &= 1 - g_1(t) + s^{-1} \cdot f(t), \end{aligned}$$

with

$$\begin{aligned} g_1(t) &= t^{-5} - 3t^{-4} + 6t^{-3} - 9t^{-2} + 11t^{-1} - 12 + 11t - 9t^2 + 6t^3 - 3t^4 + t^5, \\ f(t) &= t^{-4} - 2t^{-3} + 3t^{-2} - 4t^{-1} + 4 - 4t + 3t^2 - 2t^3 + t^4. \end{aligned}$$

This proves that D and D' are not equivalent by symmetric Reidemeister moves.

As an illustration, for both diagrams the specializations $s = -1$ and $s = t$ yield

$$\begin{aligned} W(-1, t) &= (t - t^2 + 2t^3 - t^4 + t^5 - t^6)(t^{-1} - t^{-2} + 2t^{-3} - t^{-4} + t^{-5} - t^{-6}), \\ W(t, t) &= t^{-4} - 3t^{-3} + 5t^{-2} - 7t^{-1} + 9 - 8t + 7t^2 - 5t^3 + 3t^4 - t^5. \end{aligned}$$

Notice that $W(s, t)$ captures the symmetry, which is lost when we pass to the Jones polynomial $V(t) = W(t, t)$. The latter does not seem to feature any special properties.

Remark 1.15. Symmetric Reidemeister moves do not change the ribbon surface, see Remark 2.11 below. Possibly the more profound difference between the two symmetric union presentations D and D' of the knot 9_{27} is that they define essentially distinct ribbon surfaces S and S' bounding the same knot 9_{27} . To study this problem we would like to concoct an invariant $S \mapsto W_S(s, t)$ of (not necessarily symmetric) ribbon surfaces $S \subset \mathbb{R}^3$. Ideally this would generalize our W -polynomial $W_D(s, t)$ and likewise specialize to the Jones polynomial $V_K(t)$. In any case Figure 1 will provide a good test case to illustrate the strength of this extended invariant yet to be constructed.

1.6. Open questions. Our construction works fine for symmetric unions, and we are convinced that this case is sufficiently important to merit investigation. Ultimately, however, we are interested in ribbon knots. Two possible paths are imaginable:

Question 1.16. Can every ribbon knot be presented as a symmetric union?

Although this would be a very attractive presentation, it seems rather unlikely.

Question 1.17. Is there a natural extension of the W -polynomial to ribbon knots?

This seems more plausible, but again such a construction is far from obvious.

The right setting to formulate these questions is the following instance of “knots with extra structure”, where the vertical arrows are the obvious forgetful maps:

$$\begin{array}{ccccc}
 \left\{ \begin{array}{c} \text{symmetric} \\ \text{unions} \end{array} \right\} & \longrightarrow & \left\{ \begin{array}{c} \text{ribbon knots +} \\ \text{specific ribbon} \end{array} \right\} & \longrightarrow & \left\{ \begin{array}{c} \text{slice knots +} \\ \text{specific slice} \end{array} \right\} \\
 \downarrow & & \downarrow & & \downarrow \\
 \left\{ \begin{array}{c} \text{symmetrizable} \\ \text{ribbon knots} \end{array} \right\} & \longrightarrow & \left\{ \text{ribbon knots} \right\} & \longrightarrow & \left\{ \text{slice knots} \right\}
 \end{array}$$

Some natural questions are then: Which ribbon knots are symmetrizable? Which ribbons can be presented as symmetric unions? Under which conditions is such a presentation unique? (The analogous questions for the passage from slice to ribbon have already attracted much attention over the last 50 years.)

Question 1.18. Can we construct an analogue of the W -polynomial for ribbon knots with a specified ribbon? Does it extend the W -polynomial of symmetric unions, or do we have to pass to a suitable quotient?

Question 1.19. Can one obtain in this way an obstruction for a knot to be ribbon? Or an obstruction to being a symmetric union? (Although the W -polynomial captures the symmetry condition, it does not yet seem to provide such an obstruction.)

Question 1.20. Are there similarly refined versions of the HOMFLYPT and Kauffman polynomials? Do we obtain equally nice properties?

1.7. How this article is organized. The article follows the program laid out in the introduction. Section 2 expounds the necessary facts about symmetric diagrams (§2.1) and in particular symmetric unions (§2.2). We then recall symmetric Reidemeister moves (§2.3) and sketch a symmetric Reidemeister theorem (§2.4). This is completed by a brief discussion of partial knots (§2.5) and Reidemeister moves respecting the axis (§2.6).

Section 3 is devoted to the construction of the two-variable bracket (§3.1) and its normalized version, the W -polynomial (§3.2). In Section 4 we establish some general properties analogous to those of the Jones polynomial. Section 5 focuses on properties that are specific for symmetric union diagrams (§5.2), in particular integrality (§5.1) and special values in t and s (§5.3–§5.4).

Section 6 discusses examples and applications: we compile a list of symmetric union diagrams and their W -polynomials for all ribbon knots up to 10 crossings (§6.3) and study two infinite families of symmetric union diagrams of two-bridge ribbon knots (§6.4).

1.8. Acknowledgements. The authors would like to thank Adam Sikora for helpful discussions in Warsaw 2007. This work was begun in the winter term 2006/2007 when the first author was on a sabbatical funded by a research contract *délégation auprès du CNRS*, whose support is gratefully acknowledged.

2. SYMMETRIC DIAGRAMS AND SYMMETRIC EQUIVALENCE

In this section we discuss symmetric diagrams and symmetric Reidemeister moves. Since we will use them in the next section to define our two-variable refinement of the Jones polynomial, we wish to prepare the stage in sufficient detail. It will turn out that our construction of the W -polynomial applies not only to symmetric unions but more generally to diagrams that are transverse to some fixed axis. In fact, the skein relations that we employ will destroy the symmetry and thus make this generalization necessary.

2.1. Symmetric diagrams. We consider the plane \mathbb{R}^2 with the reflection $\rho: \mathbb{R}^2 \rightarrow \mathbb{R}^2$ defined by $(x, y) \mapsto (-x, y)$. The map ρ reverses the orientation of \mathbb{R}^2 and its fixed-point set is the vertical axis $\{0\} \times \mathbb{R}$.

Definition 2.1. A link diagram $D \subset \mathbb{R}^2$ is *symmetric* if it satisfies $\rho(D) = D$ except for crossings on the axis, which are necessarily reversed. By convention we consider two diagrams D and D' as identical if they differ only by an orientation preserving diffeomorphism $h: \mathbb{R}^2 \xrightarrow{\sim} \mathbb{R}^2$ respecting the symmetry, in the sense that $h(D) = D'$ with $h \circ \rho = \rho \circ h$.

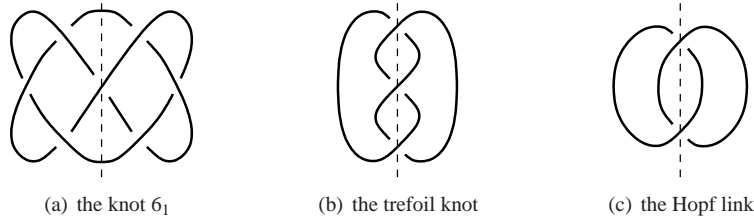


FIGURE 2. Three types of symmetric diagrams

Remark 2.2. Each component C of a symmetric diagram is of one of three types:

- (a) The reflection ρ maps C to itself reversing the orientation, as in Fig. 2a.
- (b) The reflection ρ maps C to itself preserving the orientation, as in Fig. 2b.
- (c) The reflection ρ maps C to another component $\rho(C) \neq C$, as in Fig. 2c.

Each component C can traverse the axis in an arbitrary number of crossings. In cases (a) and (b) these are pure crossings where the component C crosses itself, while in case (c) they are mixed crossings between the component C and its symmetric partner $\rho(C)$.

Moreover, the component C can traverse the axis without crossing any other strand; assuming smoothness this is necessarily a perpendicular traversal. In case (a) there are precisely two traversals of this kind, while in cases (b) and (c) there are none.

2.2. Symmetric unions. In view of the preceding discussion of symmetric diagrams, we single out the case of interest to us here:

Definition 2.3. We say that a link diagram D is a *symmetric union* if it is symmetric, $\rho(D) = D$, and each component is of type (a). This means that each component perpendicularly traverses the axis in exactly two points that are not crossings, and upon reflection it is mapped to itself reversing the orientation.

While symmetric diagrams in general are already interesting, symmetric unions feature even more remarkable properties. Most notably they are ribbon links:

Definition 2.4. Let Σ be a compact surface, not necessarily connected nor orientable. A *ribbon surface* is a smooth immersion $f: \Sigma \looparrowright \mathbb{R}^3$ whose only singularities are ribbon singularities according to the local model shown in Fig. 3a: the surface intersects itself in an interval A , whose preimage $f^{-1}(A)$ consists of one interval in the interior of Σ and a second, properly embedded interval, running from boundary to boundary.

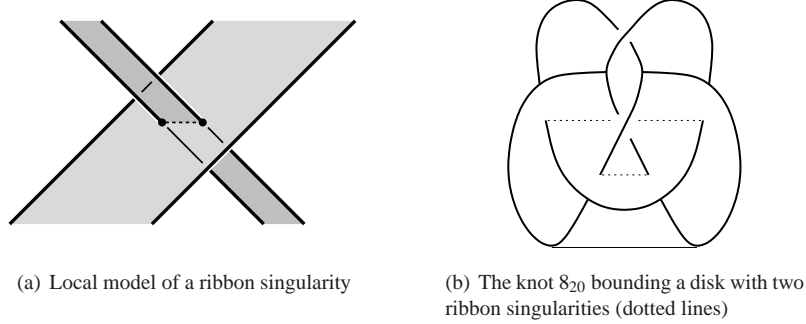


FIGURE 3. An immersed disk with ribbon singularities

Definition 2.5. A link $L \subset \mathbb{R}^3$ is said to be a *ribbon link* if it bounds a ribbon surface consisting of disks. (Fig. 3b shows an example.)

Proposition 2.6. *Every symmetric union diagram D represents a ribbon link.*

Proof. The essential idea can be seen in Fig. 3b; the following proof simply formalizes this construction. We equip the disk $\mathbb{D}^2 = \{z \in \mathbb{R}^2 \mid |z| \leq 1\}$ with the induced action of the reflection $\rho: (x, y) \mapsto (-x, y)$, and extend this action to $\Sigma = \{1, \dots, n\} \times \mathbb{D}^2$. The symmetric diagram D can be parametrized by an equivariant plane curve $g: \partial\Sigma \rightarrow \mathbb{R}^2$, satisfying $g \circ \rho = \rho \circ g$. We realize the associated link by a suitable lifting $\tilde{g}: \partial\Sigma \rightarrow \mathbb{R}^3$ that projects to $g = p \circ \tilde{g}$ via $p: \mathbb{R}^3 \rightarrow \mathbb{R}^2, (x, y, z) \mapsto (x, y)$. We denote by $\tilde{\rho}: \mathbb{R}^3 \rightarrow \mathbb{R}^3$ the reflection $\tilde{\rho}: (x, y, z) \mapsto (-x, y, z)$. We can achieve $\tilde{g} \circ \rho = \tilde{\rho} \circ \tilde{g}$ except in an arbitrarily small neighbourhood of the reflection plane $\{0\} \times \mathbb{R}^2$ to allow for twists. The map \tilde{g} can be extended to a map $f: \Sigma \rightarrow \mathbb{R}^3$ by connecting symmetric points by a straight line:

$$f((1-t) \cdot s + t \cdot \rho(s)) = (1-t) \cdot \tilde{g}(s) + t \cdot \tilde{g}(\rho(s))$$

for each $s \in \partial\Sigma$ and $t \in [0, 1]$. If we choose the lifting \tilde{g} of g generically, then f will be the desired ribbon immersion. \square

An analogous construction can be carried out for an arbitrary symmetric diagram:

Proposition 2.7. *Every symmetric diagram D represents a link L together with a ribbon surface $f: \Sigma \looparrowright \mathbb{R}^3$ of the following type:*

- (a) *Each component of type (a) bounds an immersed disk.*

- (b) Each component of type (b) bounds an immersed Möbius band.
 (c) Each pair of components of type (c) bounds an immersed annulus. \square

Let us add a remark that will be useful in §5.1. Each disk contributes an Euler characteristic 1 whereas annuli and Möbius bands contribute 0. We conclude that L bounds a ribbon surface of Euler characteristic $\chi(\Sigma) = n$, where n is the number of components of type (a). Moreover, since D is symmetric, it perpendicularly traverses the axis precisely $2n$ times, twice for each component of type (a).

2.3. Symmetric Reidemeister moves. Symmetric diagrams naturally lead to the following notion of symmetric Reidemeister moves:

Definition 2.8. We consider a knot or link diagram that is symmetric with respect to the reflection ρ along the axis $\{0\} \times \mathbb{R}$.

A *symmetric Reidemeister move off the axis* is an ordinary Reidemeister move as depicted in Fig. 4 carried out simultaneously with its mirror-symmetric counterpart.

A *symmetric Reidemeister move on the axis* is either an ordinary Reidemeister move (S1–S3) or a generalized Reidemeister move (S2 \pm or S4) as depicted in Fig. 5.

Subsuming both cases, a *symmetric Reidemeister move* is one of the previous two types, either on or off the axis.

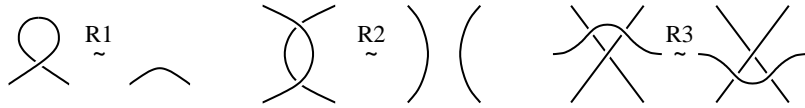


FIGURE 4. The classical Reidemeister moves (off the axis)

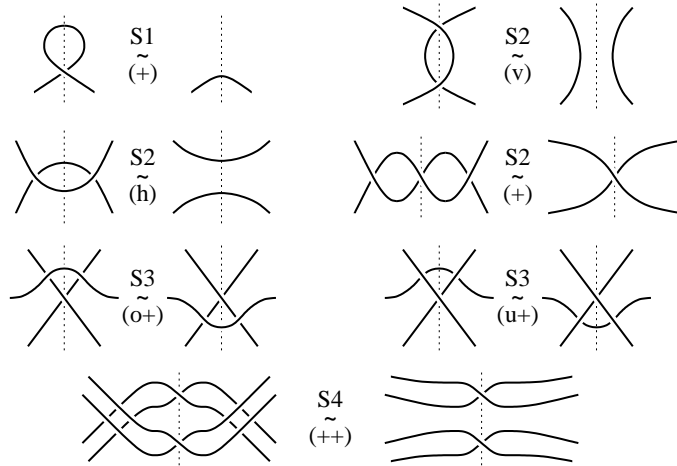


FIGURE 5. Symmetric Reidemeister moves on the axis

Remark 2.9. We usually try to take advantage of symmetries in order to reduce the number of local moves. By convention the axis is not oriented, which means that we can turn all local pictures in Fig. 5 upside-down. This adds one variant for each S1-, S2-, and S4-move shown here; the four S3-moves are each invariant under this rotation. We can also reflect each local picture along the axis, which exchanges the pairs S1 \pm , S2 \pm , S3o \pm , S3u \pm . Finally, we can rotate about the axis, which exchanges S3o and S3u. The S4-move, finally, comes in four variants, obtained by changing the over- and under-crossings on the axis.

Remark 2.10. The S1 and S2v moves are special cases of a flype move along the axis, as depicted in Fig. 6. The introduction of such flypes provides a strict generalization, because complex flypes along the axis can in general not be generated by the above Reidemeister moves, as observed in Remark 2.16 below. In particular, a half-turn of the entire diagram around the axis can be realized by flypes, but not by symmetric Reidemeister moves.

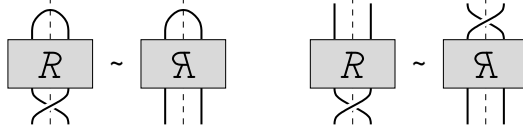


FIGURE 6. A vertical flype along the axis

Remark 2.11. Symmetric Reidemeister moves as well as flypes preserve the ribbon surface constructed in Proposition 2.7: every such move extends to an isotopy of the surface, perhaps creating or deleting redundant ribbon singularities.

2.4. A symmetric Reidemeister theorem. In this article we shall consider the symmetric moves above as *defining* symmetric equivalence. Two natural questions are in order. On the one hand one might wonder whether our list could be shortened. This is not the case, in particular the somewhat unexpected moves S2± and S4 are necessary in the sense that they cannot be generated by the other moves [2, Thm. 2.3].

On the other hand one may ask whether our list is complete. In order to make sense of this question and to derive a symmetric Reidemeister theorem, we wish to set up a correspondence between symmetric Reidemeister moves of symmetric diagrams and symmetric isotopy of symmetric links in \mathbb{R}^3 .

The naïve formulation, however, will not work because crossings on the axis inhibit strict symmetry: links realizing symmetric union diagrams are mirror-symmetric off the axis but rotationally symmetric close to the axis.

One way to circumvent this difficulty is to represent each crossing on the axis by a singularity \times together with a sign that specifies its resolution: $\times \xrightarrow{+} \times$ resp. $\times \xrightarrow{-} \times$. This reformulation ensures that the (singular) link is strictly mirror-symmetric. The signs can be chosen arbitrarily and encode the symmetry defect after resolution.

More formally, a singular link is an immersion $f: \{1, \dots, n\} \times \mathbb{S}^1 \hookrightarrow \mathbb{R}^3$ whose only multiple points are non-degenerate double points. We shall not distinguish between different parametrizations and thus identify the immersion f and its image L . We can then consider singular links $L \subset \mathbb{R}^3$ satisfying the following conditions:

Transversality: L is transverse to $E = \{0\} \times \mathbb{R}^2$, and each double point lies on E .

Symmetry: L is symmetric with respect to reflection along E .

For such links we have the obvious notion of isotopy, that is, a smooth family $(L_t)_{t \in [0,1]}$ such that each L_t satisfies the above transversality and symmetry requirements. If the singularities are equipped with signs, then these signs are carried along the isotopy in the obvious way.

Theorem 2.12. *Consider two symmetric diagrams D_0 and D_1 and the associated symmetric (singular) links L_0 and L_1 . If the links L_0 and L_1 are symmetrically isotopic then the diagrams D_0 and D_1 are symmetrically equivalent.*

Sketch of proof. We can put the isotopy $(L_t)_{t \in [0,1]}$ into generic position such that for all but a finite number of parameters $0 < t_1 < \dots < t_k < 1$ the link L_t projects to a symmetric diagram. In particular, the diagrams between two successive parameters t_i and t_{i+1} differ only by an isotopy of the plane and are essentially the same. Moreover we can arrange that at each exceptional parameter t_i the modification is of the simplest possible type:

Events off the axis:

- The projection of a tangent line degenerates to a point: R1 move.
- Two tangent lines coincide in projection: R2 move.
- The projection produces a triple point: R3 move.

Events on the axis:

- Two tangent lines coincide in projection: S2h move.
- The tangent lines of a singular point become collinear in projection: S2± move.
- A strand crosses a singular point: S3 move.
- Two singular points cross: S4 move.

The details of this case distinction shall be omitted. \square

Remark 2.13. We emphasize that, in the above setting of symmetric isotopy, moves of type S1 and S2v cannot occur. Such isotopies can be realized only by temporarily breaking the symmetry. Instead of further enlarging the notion of isotopy in order to allow for the creation and deletion of singularities, we simply introduce S1 and S2v as additional moves. We usually even allow the more general flype moves depicted in Fig. 6.

2.5. Partial knots. We are particularly interested in *symmetric union knot diagrams*, where we require the symmetric union diagram to represent a knot K , that is, a one-component link. As mentioned in the introduction, a symmetric union diagram of K looks like the connected sum $K_+ \# K_-$ of a knot K_+ and its mirror image K_- , with additional crossings inserted on the symmetry axis. The following construction makes this observation precise:

Definition 2.14. For every symmetric union knot diagram D we can define partial diagrams D_- and D_+ as follows: first, we resolve each crossing on the axis by cutting it open according to $\times \mapsto \langle \rangle$ or $\times \mapsto \langle \rangle$. The result is a connected sum, which can then be split by a final cut $\times \mapsto \langle \rangle$. We thus obtain two disjoint diagrams: D_- in the halfspace $H_- = \{(x, y) \mid x < 0\}$, and D_+ in the halfspace $H_+ = \{(x, y) \mid x > 0\}$. The knots K_- and K_+ represented by D_- and D_+ , respectively, are called the *partial knots* of D .

Proposition 2.15. *For every union diagram D the partial knots K_- and K_+ are invariant under symmetric Reidemeister moves.*

Proof. This is easily seen by a straightforward case-by-case verification. \square

Remark 2.16. Notice that the partial knots are in general not invariant under flypes along the axis, depicted in Fig. 6. Such moves can change the partial knots from $K_- \# L_-$ and $K_+ \# L_+$ to $K_- \# L_+$ and $K_+ \# L_-$.

Remark 2.17. The above construction can be used to define the notion of *partial link* for symmetric diagrams that have components of type (b) and (c), and at most one component of type (a). If there are two or more components of type (a), then there does not seem to be a natural notion of partial knot or link. (A *partial tangle* can, however, be defined as above, up to a certain equivalence relation induced by braiding the ends; we will not make use of this generalization in the present article.)

2.6. Reidemeister moves respecting the axis. As an unintentional side-effect, most of our arguments will work also for *asymmetric* diagrams. Our construction of the bracket polynomial in §3 even *requires* asymmetric diagrams in intermediate computations, because the resolution of crossings breaks the symmetry. Before stating the construction and the invariance theorem for our bracket polynomial, we thus make the underlying diagrams and their Reidemeister moves explicit.

As before we equip the plane \mathbb{R}^2 with the axis $\{0\} \times \mathbb{R}$, but unlike the symmetric case, the reflection ρ will play no rôle here. We consider link diagrams that are transverse to the axis, that is, wherever a strand intersects the axis it does so transversally. For such a diagram we can then distinguish crossings *on* the axis and crossings *off* the axis.

Definition 2.18. We denote by \mathcal{D} the set of planar link diagrams that are transverse to the axis $\{0\} \times \mathbb{R}$, but not necessarily symmetric. We do not distinguish between diagrams that differ by an orientation-preserving diffeomorphism $h: \mathbb{R}^2 \xrightarrow{\sim} \mathbb{R}^2$ fixing the axis setwise. A *Reidemeister move respecting the axis* is a move of the following type:

- A Reidemeister move (R1, R2, R3) off the axis as depicted in Fig. 4.
- A Reidemeister move (S1, S2, S3, S4) on the axis, as depicted in Fig. 5.

The advantage of this formulation is that it applies to all diagrams, symmetric or not. For symmetric diagrams, both notions of equivalence coincide:

Proposition 2.19. *Two symmetric diagrams are equivalent under symmetric Reidemeister moves if and only if they are equivalent under Reidemeister moves respecting the axis.*

Proof. “ \Rightarrow ” Each symmetric R-move is the composition of two asymmetric R-moves.

“ \Leftarrow ” Suppose that we can transform a symmetric diagram D into another symmetric diagram D' by a sequence of R-moves and S-moves. Since R-moves may be carried out asymmetrically, the symmetry of intermediate diagrams is lost. Nevertheless, the isotopy types of the tangles left and right of the axis remain mutually mirror-symmetric, since S-moves preserve this symmetry. We can thus forget the given R-moves on the left-hand side of the axis, say. Each time we carry out an R-move on the right-hand side, we simultaneously perform its mirror image on the left-hand side. This defines a symmetric equivalence from D to D' . \square

Remark 2.20. As before we can define the partial diagrams D_- and D_+ of a diagram D , provided that D perpendicularly traverses the axis in either two points or no points at all. The partial links L_- and L_+ are invariant under Reidemeister moves respecting the axis.

3. CONSTRUCTING THE TWO-VARIABLE W -POLYNOMIAL

3.1. Constructing the two-variable bracket polynomial. We consider the set \mathcal{D} of un-oriented planar link diagrams that are transverse to the axis $\{0\} \times \mathbb{R}$ but not necessarily symmetric. We can then define the bracket $\langle \cdot \rangle: \mathcal{D} \rightarrow \mathbb{Z}(A, B)$ as in Definition 1.1.

Lemma 3.1. *The polynomial $\langle D \rangle$ associated to a link diagram D is invariant under R2- and R3-moves off the axis as well as S2-, S3-, and S4-moves on the axis. It is not invariant under R1- nor S1-moves, but its behaviour is well-controlled: we have*

$$(4) \quad \left\langle \begin{array}{c} \circlearrowleft \\ \text{---} \end{array} \right\rangle = (-A^3) \left\langle \begin{array}{c} \text{---} \\ \text{---} \end{array} \right\rangle \quad \text{and} \quad \left\langle \begin{array}{c} \circlearrowright \\ \text{---} \end{array} \right\rangle = (-A^{-3}) \left\langle \begin{array}{c} \text{---} \\ \text{---} \end{array} \right\rangle,$$

$$(5) \quad \left\langle \begin{array}{c} \circlearrowleft \\ \text{---} \\ \text{---} \end{array} \right\rangle = (-B^3) \left\langle \begin{array}{c} \text{---} \\ \text{---} \\ \text{---} \end{array} \right\rangle \quad \text{and} \quad \left\langle \begin{array}{c} \circlearrowright \\ \text{---} \\ \text{---} \end{array} \right\rangle = (-B^{-3}) \left\langle \begin{array}{c} \text{---} \\ \text{---} \\ \text{---} \end{array} \right\rangle.$$

Proof. The proof consists of a case-by-case verification of the stated Reidemeister moves. It parallels Kauffman’s proof for his bracket polynomial, and is only somewhat complicated here by a greater number of moves.

Let us begin by noting two consequences of the circle evaluation formula (C):

- A circle *off* the axis contributes a factor $(-A^2 - A^{-2})$.
- A circle *on* the axis contributes a factor $(-B^2 - B^{-2})$.

As a consequence, for Reidemeister moves of type R1(+) we find

$$(6) \quad \left\langle \begin{array}{c} \circlearrowleft \\ \text{---} \end{array} \right\rangle = A \left\langle \begin{array}{c} \circlearrowleft \\ \text{---} \end{array} \right\rangle + A^{-1} \left\langle \begin{array}{c} \circlearrowright \\ \text{---} \end{array} \right\rangle = -A^3 \left\langle \begin{array}{c} \text{---} \\ \text{---} \end{array} \right\rangle.$$

The two summands contribute a factor $A(-A^2 - A^{-2}) + A^{-1} = -A^3$, as claimed. The same calculation works for R1(-), leading to a factor $-A^{-3}$. For S1-moves the calculation applies verbatim, replacing A by B :

$$(7) \quad \left\langle \begin{array}{c} \circlearrowleft \\ \text{---} \\ \text{---} \end{array} \right\rangle = B \left\langle \begin{array}{c} \circlearrowleft \\ \text{---} \\ \text{---} \end{array} \right\rangle + B^{-1} \left\langle \begin{array}{c} \circlearrowright \\ \text{---} \\ \text{---} \end{array} \right\rangle = -B^3 \left\langle \begin{array}{c} \text{---} \\ \text{---} \\ \text{---} \end{array} \right\rangle.$$

Invariance under R2-moves is proven as usual, via the skein relation (A):

$$(8) \quad \langle \text{R2-move} \rangle = A^{+2} \langle \text{R2-move}_1 \rangle + A^{-2} \langle \text{R2-move}_2 \rangle + \langle \text{R2-move}_3 \rangle + \langle \text{R2-move}_4 \rangle = \langle \text{R2-move}_5 \rangle$$

Here the first two summands cancel with the third, because a circle *off* the axis contributes a factor $(-A^2 - A^{-2})$.

Analogously, invariance under S2v-moves is proven via the skein relation (B):

$$(9) \quad \langle \text{S2v-move} \rangle = B^{+2} \langle \text{S2v-move}_1 \rangle + B^{-2} \langle \text{S2v-move}_2 \rangle + \langle \text{S2v-move}_3 \rangle + \langle \text{S2v-move}_4 \rangle = \langle \text{S2v-move}_5 \rangle$$

Here the first two summands cancel with the third, because a circle *on* the axis contributes a factor $(-B^2 - B^{-2})$.

Invariance under S2h-moves is proven as follows:

$$(10) \quad \langle \text{S2h-move} \rangle = A^{+2} \langle \text{S2h-move}_1 \rangle + A^{-2} \langle \text{S2h-move}_2 \rangle + \langle \text{S2h-move}_3 \rangle + \langle \text{S2h-move}_4 \rangle = \langle \text{S2h-move}_5 \rangle$$

Here the first two summands cancel with the third, thanks to the judicious coupling of the variables A and B , as formulated in the circle evaluation (C):

$$(11) \quad \langle \text{S2h-move}_1 \rangle = \langle \text{S2h-move}_2 \rangle = \frac{B^2 + B^{-2}}{A^2 + A^{-2}} \langle \text{S2h-move}_3 \rangle$$

Invariance under the remaining moves will now be an easy consequence. To begin with, S2h-invariance implies invariance under the slightly more complicated move S2±:

$$(12) \quad \begin{aligned} \langle \text{S2±-move} \rangle &= B \langle \text{S2±-move}_1 \rangle + B^{-1} \langle \text{S2±-move}_2 \rangle \\ &= B \langle \text{S2±-move}_3 \rangle + B^{-1} \langle \text{S2±-move}_4 \rangle = \langle \text{S2±-move}_5 \rangle \end{aligned}$$

Here the two B -summands are equal using S2h-invariance. For the B^{-1} -summand we carry out two opposite R1-moves, so the factors $(-A^3)$ and $(-A^{-3})$ cancel each other.

Invariance under R3-moves is proven as usual, via the skein relation (A):

$$(13) \quad \begin{aligned} \langle \text{R3-move} \rangle &= A \langle \text{R3-move}_1 \rangle + A^{-1} \langle \text{R3-move}_2 \rangle \\ &= A \langle \text{R3-move}_3 \rangle + A^{-1} \langle \text{R3-move}_4 \rangle = \langle \text{R3-move}_5 \rangle \end{aligned}$$

Here the middle equality follows from R2-invariance, established above. Notice also that this R3-move comes in another variant: if the middle crossing is changed to its opposite, then the coefficients A and A^{-1} are exchanged, and the desired equality is again verified.

Analogously, invariance under S3-moves is proven via the skein relation (B):

$$(14) \quad \begin{aligned} \langle \text{S3-move} \rangle &= B \langle \text{S3-move}_1 \rangle + B^{-1} \langle \text{S3-move}_2 \rangle \\ &= B \langle \text{S3-move}_3 \rangle + B^{-1} \langle \text{S3-move}_4 \rangle = \langle \text{S3-move}_5 \rangle \end{aligned}$$

Here the middle equality follows from S2h-invariance, established above. This proves invariance under any R2v-move in the variant (o+). For the variant (o-) the middle crossing is changed to its opposite: in the preceding equation the coefficients B and B^{-1} are exchanged, and the desired equality is still verified. For the variants (u+) and (u-) the horizontal strand passes under the two other strands, and the same argument still holds.

Finally, invariance under S4-moves is again proven via the skein relation (B):

$$(15) \quad \left\langle \begin{array}{c} \text{Diagram 1} \\ \vdots \\ \text{Diagram 2} \end{array} \right\rangle = B \left\langle \begin{array}{c} \text{Diagram 3} \\ \vdots \\ \text{Diagram 4} \end{array} \right\rangle + B^{-1} \left\langle \begin{array}{c} \text{Diagram 5} \\ \vdots \\ \text{Diagram 6} \end{array} \right\rangle \\ = B \left\langle \begin{array}{c} \text{Diagram 7} \\ \vdots \\ \text{Diagram 8} \end{array} \right\rangle + B^{-1} \left\langle \begin{array}{c} \text{Diagram 9} \\ \vdots \\ \text{Diagram 10} \end{array} \right\rangle = \left\langle \begin{array}{c} \text{Diagram 11} \\ \vdots \\ \text{Diagram 12} \end{array} \right\rangle$$

The middle equality follows from S3- and R2-invariance, established above. There are three more variants of S4-moves, obtained by changing one or both of the middle crossings to their opposite. In each case the desired equality can be verified in the same way. \square

3.2. Normalizing with respect to the writhe. Given an oriented link diagram D , we can associate a sign to each crossing, according to the convention $\nearrow \mapsto +1$ and $\searrow \mapsto -1$. Let $\alpha(D)$ be the sum of crossing signs off the axis (called A -writhe), and let $\beta(D)$ be the sum of crossing signs on the axis (called B -writhe).

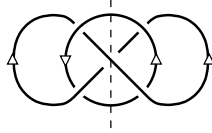


FIGURE 7. A diagram D with $\alpha(D) = 4$ and $\beta(D) = -1$

Definition 3.2. We define the normalized polynomial $W: \mathcal{D} \rightarrow \mathbb{Z}(A, B)$ to be

$$W(D) := \langle D \rangle \cdot (-A^3)^{-\alpha(D)} \cdot (-B^3)^{-\beta(D)}.$$

This is called the W -polynomial of the diagram D with respect to the given axis.

Theorem 3.3. $W(D)$ is invariant under Reidemeister moves respecting the axis.

Proof. The A -writhe $\alpha(D)$ does not change under regular Reidemeister moves. Since $\langle D \rangle$ is also invariant under such moves, so is $W(D)$. An R1-move from $D = \looparrowright$ to $D' = \frown$ changes the A -writhe to $\alpha(D') = \alpha(D) - 1$, so that the factors in W compensate according to Lemma 3.1. The same argument holds for S1-moves and the B -writhe. \square

Remark 3.4. Consider a symmetric diagram D . At first sight one would expect $\alpha(D) = 0$, so that no normalization has to be carried out for the variable A . Indeed, in almost all cases crossing signs cancel each other in symmetric pairs, but this fails where components of type (a) cross components of type (b) or (c): according to Remark 2.2 the reflection ρ reverses the orientation of the former, but preserves the orientation of the latter. The signs in such a symmetric pair of crossings are thus not opposite but identical. The simplest example of this kind is displayed in Fig. 7, showing in particular that $\alpha(D)$ can be non-zero.

3.3. Generalization to arbitrary surfaces. Our invariance arguments are local in nature, and thus immediately extend to any oriented connected surface Σ equipped with a reflection, that is, an orientation-reversing diffeomorphism $\rho: \Sigma \rightarrow \Sigma$ of order 2. Even though we do not have an immediate application for it, this generalization seems natural and interesting enough to warrant a brief sketch. As before, we will call ρ the *reflection*; its fix-point set is a 1-dimensional submanifold which will be called the *axis*.

Example 3.5. Such an object (Σ, ρ) naturally arises for every complex manifold Σ of complex dimension 1 (and real dimension 2) equipped with a real structure, that is, an anti-holomorphic involution $\rho: \Sigma \rightarrow \Sigma$. This includes the basic situation of the complex plane \mathbb{C} or the Riemann sphere $\mathbb{C}\mathbb{P}^1$, with ρ being complex conjugation. More generally, one can consider the zero-set $\Sigma \subset \mathbb{C}^2$ of a non-degenerate real polynomial $P \in \mathbb{R}[z_1, z_2]$, or the zero-set $\Sigma \subset \mathbb{C}\mathbb{P}^2$ of a non-degenerate homogeneous polynomial $P \in \mathbb{R}[z_1, z_2, z_3]$, where the reflection ρ is again given by complex conjugation.

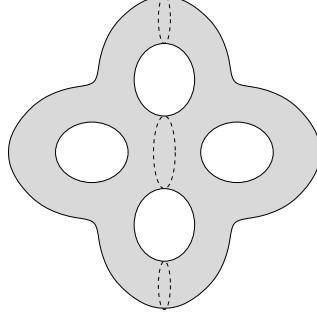


FIGURE 8. A surface Σ with orientation-reversing involution ρ . The fixed axis is depicted as a dashed line.

Remark 3.6. As in §2.1, a link diagram D on the surface Σ is *symmetric* if $\rho(D) = D$ except for crossings on the axis, which are necessarily reversed. For symmetric diagrams we can consider symmetric Reidemeister moves as in §2.3 and establish a symmetric Reidemeister theorem as in §2.4. Partial tangles can be constructed as in §2.5 and are again invariant; this is essentially a local property. In the absence of a convex structure, however, we cannot construct ribbon surfaces as in §2.2 by joining opposite points. More generally, a surface bounding L in $\Sigma \times \mathbb{R}$ exists if and only if the obvious obstruction $[D] \in H_1(\Sigma)$ vanishes.

Remark 3.7. As before we can weaken the symmetry condition and consider only transverse diagrams under Reidemeister moves respecting the axis. Here we assume a Morse function $h: \Sigma \rightarrow \mathbb{R}$ for which 0 is a regular value, so that the axis $A = h^{-1}(0)$ decomposes Σ into two half-surfaces $\Sigma_- = \{x \in \Sigma \mid h(x) < 0\}$ and $\Sigma_+ = \{x \in \Sigma \mid h(x) > 0\}$.

We can then consider the set $\mathcal{D}(\Sigma)$ of link diagrams on Σ that are transverse to the axis. The skein relations (A) and (B) together with the circle evaluation formula (C) define an invariant $\mathcal{D}(\Sigma) \rightarrow \mathbb{Z}(A, B)$ as before. This can be further refined in two ways. Firstly, instead of one variable B we can introduce separate variables B_1, \dots, B_n for each connected component of the axis. Secondly, we can evaluate circles on the surface Σ according to their isotopy type. The generalized construction essentially works as before.

4. GENERAL PROPERTIES OF THE W -POLYNOMIAL

4.1. Symmetries, connected sums, and mutations. As before, we adopt the notation $A^2 = t^{-1/2}$ and $B^2 = s^{-1/2}$, and instead of $W(D)$ we also write $W_D(s, t)$.

Proposition 4.1. W_D is insensitive to reversing the orientation of all components of D .

Proof. The bracket polynomial is independent of orientations, and the writhe does not change either: crossing signs are invariant if we change *all* orientations. \square

Proposition 4.2. The W -polynomial enjoys the following properties:

- (1) W_D is invariant under mutation, flypes, and rotation about the axis.
- (2) If $D \sharp D'$ is a connected sum along the axis, then $W_{D \sharp D'} = W_D \cdot W_{D'}$.
- (3) If D^* is the mirror image of D , then $W_{D^*}(s, t) = W_D(s^{-1}, t^{-1})$.
- (4) If D is symmetric, then $W_D(s, t)$ is symmetric in $t \leftrightarrow t^{-1}$.

Proof. In each case the proof is by induction on the number of crossings of D : the assertion is clear when D has no crossings and is propagated by the skein relations. \square

Flypes and mutations along the axis are depicted in Figures 6 and 9b. Such moves leave the W -polynomial invariant but can change the partial knots, namely from $K_- \sharp L_-$ and $K_+ \sharp L_+$ to $K_- \sharp L_+$ and $K_+ \sharp L_-$. For a discussion of connected sums see [2]: there are different ways of forming a connected sum, but they are related by mutations.

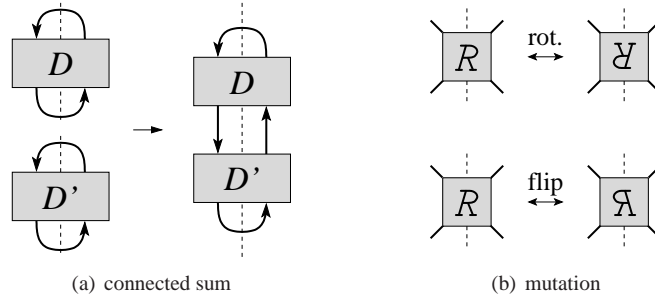


FIGURE 9. Connected sum and mutation along the axis

There are two variants of mutation (Fig. 9b), namely rotation and flipping. (Their composition yields a flip along a perpendicular axis and is not depicted here.) All variants are equivalent in the sense that we can deduce a flip from a rotation and vice versa, as indicated in Figures 10 and 11. In our setting of diagrams with respect to a fixed axis, this equivalence also holds for mutations on the axis.

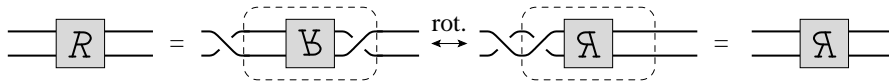


FIGURE 10. Deducing a flip from a rotation

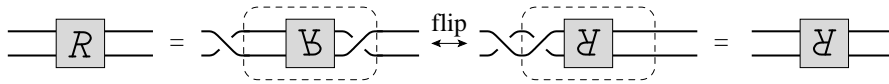


FIGURE 11. Deducing a rotation from a flip

According to the preceding proposition, the W -polynomial is invariant under mutations on and off the axis. Here is a famous example:

Example 4.3. The Kinoshita-Terasaka knot can be presented as a symmetric union (with trivial partial knots) as in Fig. 12 on the left. On the right you see a mutation, the Conway knot, where the right half has been flipped. Both knots thus share the same W -polynomial.

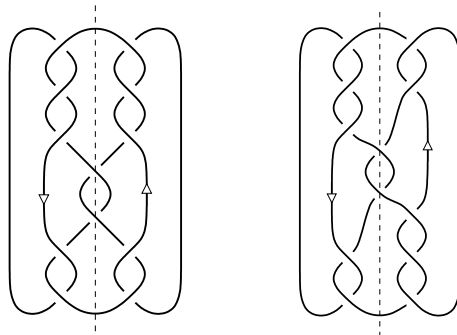


FIGURE 12. The Kinoshita-Terasaka knot (left) and the Conway knot (right) are mutations of one another.

4.2. Oriented skein relations. The following observation can be useful to simplify calculations, by relating W_D to the Jones polynomial in an important special case:

Proposition 4.4. *Let D be a diagram representing a link L . If D has no crossings on the axis and perpendicularly traverses the axis in $2m$ points, then*

$$W_D(s, t) = \left(\frac{s^{1/2} + s^{-1/2}}{t^{1/2} + t^{-1/2}} \right)^{m-1} V_L(t).$$

Proof. The claim follows by induction on the number c of crossings off the axis. If $c = 0$ then we simply have the circle evaluation formula (C). If $c \geq 1$ then we can resolve one crossing off the axis and apply the skein relation (A) on both sides of the equation. \square

Remark 4.5. The invariant $W : \vec{\mathcal{D}} \rightarrow \mathbb{Z}(s^{1/2}, t^{1/2})$ satisfies some familiar skein relations:

$$(16) \quad t^{-1}W \left(\begin{array}{c} \nearrow \\ \searrow \end{array} \right) - t^{+1}W \left(\begin{array}{c} \nwarrow \\ \swarrow \end{array} \right) = (t^{1/2} - t^{-1/2})W \left(\begin{array}{c} \smile \\ \frown \end{array} \right)$$

$$(17) \quad s^{-1}W \left(\begin{array}{c} \nearrow \\ \searrow \\ \vdots \end{array} \right) - s^{+1}W \left(\begin{array}{c} \nwarrow \\ \swarrow \\ \vdots \end{array} \right) = (s^{1/2} - s^{-1/2})W \left(\begin{array}{c} \smile \\ \frown \\ \vdots \end{array} \right)$$

$$(18) \quad W \left(\begin{array}{c} \vdots \\ \oplus \\ \vdots \end{array} \right) = \frac{s^{1/2} + s^{-1/2}}{t^{1/2} + t^{-1/2}} W \left(\begin{array}{c} \vdots \\ \ominus \\ \vdots \end{array} \right)$$

$$(19) \quad W \left(\begin{array}{c} \oplus \\ \vdots \end{array} \right) = 1$$

We do not claim that these oriented skein relations suffice to determine the map W uniquely; this is probably false, and further relations are necessary to achieve uniqueness. In particular the oriented skein relations do not lead to a simple algorithm that calculates $W(D)$ for every diagram D . This is in contrast to the Jones polynomial, for which the oriented skein relation is equivalent to the construction via Kauffman's bracket.

These difficulties suggest that the bracket polynomial of Definition 1.1 and its defining skein relations (A), (B), and (C) are the more natural construction in our context. For symmetric unions we describe a practical algorithm in Proposition 5.6 below.

5. THE W -POLYNOMIAL OF SYMMETRIC UNIONS

Having constructed the W -polynomial on arbitrary diagrams, we now return to symmetric diagrams, and in particular symmetric unions. It is in this setting that the W -polynomial reveals its true beauty: integrality (§5.1), simple recursion formulae (§5.2), and special values in t and s (§5.3-§5.4). We continue to use the notation $A^2 = t^{-1/2}$ and $B^2 = s^{-1/2}$.

5.1. Integrality. Our first goal is to control the denominator that appears in W_D , and then to show that this denominator disappears if D is a symmetric union.

Example 5.1. For the three symmetric diagrams of Fig. 2 we find

$$W_a(s, t) = 1 + s^{-1} - s^{-1}(t^{-1} + t^{-3} - t^{-4})(t + t^3 - t^4),$$

$$W_b(s, t) = s^{3/2} \frac{(t^{1/2} + t^{-1/2})^2}{s^{1/2} + s^{-1/2}} - s^2 + s^3 - s^4,$$

$$W_c(s, t) = -s \frac{(t^{1/2} + t^{-1/2})^2}{s^{1/2} + s^{-1/2}} - s^{5/2} + s^{3/2}.$$

The symmetry of D implies that W_D is symmetric in $t \leftrightarrow t^{-1}$. By specializing $s \mapsto t$ we recover, of course, the Jones polynomials of the knot 6_1 , the trefoil knot 3_1 , and the Hopf link $L2a1$, respectively. Here we orient the Hopf link (c) such that the reflection along the axis preserves orientations.

We shall see that the symmetry of D also entails that W_D has no denominator, apart from $s^{1/2} + s^{-1/2}$. The difficulty in proving this integrality of W_D is to find a suitable induction argument: resolving a symmetric diagram D will lead to asymmetric diagrams, and for asymmetric diagrams the desired integrality does not hold in general.

The right setting seems to be the study of ribbon surfaces. Since this approach introduces its own ideas and techniques we refer to the article [1], whose key result is a surprising integrality property of the Jones polynomial:

Theorem 5.2 ([1]). *If a link $L \subset \mathbb{R}^3$ bounds a ribbon surface of Euler characteristic $m > 0$, then its Jones polynomial $V(L)$ is divisible by $V(\bigcirc^m) = (-t^{1/2} - t^{-1/2})^{m-1}$. \square*

This is precisely what we need to ensure the integrality of W_D :

Corollary 5.3 (integrality). *Let D be a symmetric diagram that perpendicularly traverses the axis in $2m$ points. Then the bracket polynomial satisfies*

$$(20) \quad \langle D \rangle \in \mathbb{Z}[A^{\pm 1}, B^{\pm 1}] \cdot (B^2 + B^{-2})^{m-1}$$

and, equivalently, the W -polynomial satisfies

$$(21) \quad W_D \in \mathbb{Z}[s^{\pm 1/2}, t^{\pm 1/2}] \cdot (s^{1/2} + s^{-1/2})^{m-1}.$$

Proof. We first consider the case where D has no crossings on the axis. By Proposition 4.4 we then know that

$$W_D(s, t) = \left(\frac{s^{1/2} + s^{-1/2}}{t^{1/2} + t^{-1/2}} \right)^{m-1} V_L(t)$$

where $V_L \in \mathbb{Z}[t^{\pm 1/2}]$ is the Jones polynomial of the link L represented by D . Using the notation of §2.1, the diagram D has m components of type (a), no components of type (b), and all components of type (c) come in pairs separated by the axis. According to Proposition 2.7, the link L bounds a ribbon surface of Euler characteristic m . Theorem 5.2 thus ensures that $V(L)$ is divisible by $(t^{1/2} + t^{-1/2})^{m-1}$, so (21) holds.

Both assertions (20) and (21) are equivalent because $\langle D \rangle$ and W_D differ only by a writhe normalization of the form $W_D = \langle D \rangle \cdot (-A^{-3})^{\alpha(D)} \cdot (-B^{-3})^{\beta(D)}$. We can now proceed by induction on the number of crossings on the axis using skein relation (B):

$$\left\langle \begin{array}{c} \diagup \diagdown \\ \diagdown \diagup \end{array} \right\rangle = B^{+1} \left\langle \begin{array}{c} \diagup \\ \diagdown \end{array} \right\rangle + B^{-1} \left\langle \begin{array}{c} \diagdown \\ \diagup \end{array} \right\rangle, \quad \left\langle \begin{array}{c} \diagdown \diagup \\ \diagup \diagdown \end{array} \right\rangle = B^{-1} \left\langle \begin{array}{c} \diagdown \\ \diagup \end{array} \right\rangle + B^{+1} \left\langle \begin{array}{c} \diagup \\ \diagdown \end{array} \right\rangle.$$

The right hand sides involve only symmetric diagrams, so we can apply our induction hypothesis (20). The skein relation thus expresses $\langle D \rangle$ as a linear combination of two polynomials in $\mathbb{Z}[A^{\pm 1}, B^{\pm 1}] \cdot (B^{-2} + B^2)^{m-1}$, so (20) holds. \square

Notice that for $m = 0$ the denominator $s^{1/2} + s^{-1/2}$ is in general unavoidable, as illustrated by Example 5.1. If the diagram D is symmetric and perpendicularly traverses the axis at least once ($m \geq 1$), then W_D always is an honest Laurent polynomial in $s^{1/2}$ and $t^{1/2}$, that is, $W_D \in \mathbb{Z}[s^{\pm 1/2}, t^{\pm 1/2}]$. This integrality property will be re-proven and strengthened for symmetric unions in Corollary 5.7 below.

5.2. Symmetric unions. We will now specialize to symmetric union diagrams, that is, we assume that each component is of type (a) as explained in §2.2.

Proposition 5.4. *Let D be a symmetric union link diagram with n components.*

- (1) *Each crossing on the axis involves two strands of the same component. For every orientation, $\begin{array}{c} \diagup \diagdown \\ \diagdown \diagup \end{array}$ is a positive crossing and $\begin{array}{c} \diagdown \diagup \\ \diagup \diagdown \end{array}$ is a negative crossing.*
- (2) *The resolution $\begin{array}{c} \diagup \diagdown \\ \diagdown \diagup \end{array} \mapsto \begin{array}{c} \diagup \\ \diagdown \end{array}$ yields a symmetric union diagram with n components, while $\begin{array}{c} \diagdown \diagup \\ \diagup \diagdown \end{array} \mapsto \begin{array}{c} \diagdown \\ \diagup \end{array}$ yields a symmetric union diagram with $n + 1$ components.*
- (3) *Each crossing off the axis and its mirror image involve the same components. Their signs are opposite so that $\alpha(D) = 0$.*

Proof. The assertions follow from our hypothesis that for a symmetric union the reflection ρ maps each component to itself reversing the orientation (see §2.2). In particular, each crossing on the axis involves two strands of the same component and both strands point to the same halfspace. This means that \times is necessarily a positive crossing (\times or \times), while \times is necessarily a negative crossing (\times or \times). The rest is clear. \square

In particular, the pairwise linking numbers of the components of a symmetric union D vanish. This also follows from the more geometric construction of ribbon surfaces in Proposition 2.6. In general, even for symmetric diagrams, the linking number need not vanish (see Remark 3.4).

Corollary 5.5. *For every symmetric union link diagram D the polynomial $W(D)$ is invariant under orientation reversal of any of the components. In other words, $W(D)$ is well-defined for unoriented symmetric union diagrams.* \square

When working with *unoriented* symmetric union diagrams, Proposition 5.4 allows us to determine the B -writhe and thus to anticipate the B -normalization. This observation can be reformulated in the following normalized skein relations, which allow for a recursive calculation of $W(D)$ for every symmetric union diagram D :

Proposition 5.6. *Consider a symmetric union diagram D representing a link L with n components. If D has no crossings on the axis then*

$$(22) \quad W_D(s, t) = \left(\frac{s^{1/2} + s^{-1/2}}{t^{1/2} + t^{-1/2}} \right)^{n-1} V_L(t),$$

where $V_L(t)$ is the Jones-polynomial of the link L .

If D has crossings on the axis, then we can apply the following recursion formulae:

$$(23) \quad W \left(\begin{array}{c} \times \\ \times \end{array} \right) = -s^{+1/2} W \left(\begin{array}{c} \times \\ \times \end{array} \right) - s^{+1} W \left(\begin{array}{c} \times \\ \times \end{array} \right),$$

$$(24) \quad W \left(\begin{array}{c} \times \\ \times \end{array} \right) = -s^{-1/2} W \left(\begin{array}{c} \times \\ \times \end{array} \right) - s^{-1} W \left(\begin{array}{c} \times \\ \times \end{array} \right).$$

Proof. Equation (22) follows from Proposition 4.4: since D is a symmetric union, we know that $m = n$. If D has crossings on the axis, then we apply the skein relation (B) suitably normalized according to Proposition 5.4. This proves Equations (23) and (24). \square

For symmetric unions we can strengthen Corollary 5.3 in the following form:

Corollary 5.7 (strong integrality). *If D is a symmetric union knot diagram, then W_D is a Laurent polynomial in s and t . More generally, if D is a symmetric union diagram with n components, then $W_D \in \mathbb{Z}[s^{\pm 1}, t^{\pm 1}] \cdot (s^{1/2} + s^{-1/2})^{n-1}$.*

Proof. Every symmetric union diagram D represents a ribbon link L . If D has no crossings on the axis, then the assertion follows from Equation (22) and the divisibility is ensured by Theorem 5.2. We can then proceed by induction on the number of crossings on the axis, using Equations (23) and (24). Notice that \times , \times , \times have the same number of components, whereas \times has one more component. \square

5.3. Special values in t . A few evaluations of the Jones polynomial have been identified with geometric data, and some of these can be recovered for the W -polynomial:

Proposition 5.8. *Let D be a symmetric union diagram with n components. We have $W_D(s, \xi) = (-s^{1/2} - s^{-1/2})^{n-1}$ for every $\xi \in \{1, \pm i, e^{\pm 2i\pi/3}\}$, and $\frac{\partial W_D}{\partial t}(s, 1) = 0$.*

Proof. We proceed by induction on the number of crossings on the axis. If D has no crossings on the axis, then we can use Equation (22) and calculate $W_D(s, t)$ from the Jones

polynomial $V_L(t)$. For the latter we know that

$$\begin{aligned} V_L(1) &= (-2)^{n-1} \\ V_L(e^{\pm 2i\pi/3}) &= 1 \\ V_L(\pm i) &= (-\sqrt{2})^{n-1} (-1)^{\text{arf}(L)} \\ \frac{dV_L}{dt}(1) &= 3\text{lk}(D)(-2)^{n-1} \end{aligned}$$

(See [11] or [10, Table 16.3].) Here $\text{arf}(L)$ is the Arf invariant of L , and $\text{lk}(D)$ is the total linking number of L , i.e., the sum $\sum_{j < k} \text{lk}(L_j, L_k)$ of all pairwise linking numbers between the components L_1, \dots, L_n of L . Both $\text{arf}(L)$ and $\text{lk}(L)$ vanish because L is a ribbon link. The above values of $V_L(\xi)$ thus show that $W_D(s, \xi) = (-s^{1/2} - s^{-1/2})^{n-1}$ and $\frac{\partial W_D}{\partial t}(s, 1) = 0$.

If D has at least one crossing on the axis, then we can resolve it according to the skein relation (23) or (24). More explicitly, consider a positive crossing on the axis:

$$W\left(\begin{array}{c} \diagup \\ \times \\ \diagdown \end{array}\right) = -s^{1/2} W\left(\begin{array}{c} \diagup \\ \diagdown \end{array}\right) - s W\left(\begin{array}{c} \diagup \\ \cdot \\ \diagdown \end{array}\right)$$

Notice that $\begin{array}{c} \diagup \\ \times \\ \diagdown \end{array}$ and $\begin{array}{c} \diagup \\ \cdot \\ \diagdown \end{array}$ are symmetric union diagrams with $n+1$ and n components, respectively. We can thus apply the induction hypothesis: for $t = \xi$ we find

$$W\left(\begin{array}{c} \diagup \\ \times \\ \diagdown \end{array}\right) = -s^{1/2} (-s^{1/2} - s^{-1/2})^n - s (-s^{1/2} - s^{-1/2})^{n-1} = (-s^{1/2} - s^{-1/2})^{n-1}$$

Likewise,

$$\frac{\partial}{\partial t} W\left(\begin{array}{c} \diagup \\ \times \\ \diagdown \end{array}\right) = -s^{1/2} \frac{\partial}{\partial t} W\left(\begin{array}{c} \diagup \\ \diagdown \end{array}\right) - s \frac{\partial}{\partial t} W\left(\begin{array}{c} \diagup \\ \cdot \\ \diagdown \end{array}\right)$$

and for $t = 1$ all three derivatives vanish. Analogous arguments hold when we resolve a negative crossing $\begin{array}{c} \diagdown \\ \times \\ \diagup \end{array}$ instead of a positive crossing $\begin{array}{c} \diagup \\ \times \\ \diagdown \end{array}$. This concludes the induction. \square

5.4. Special values in s . The following specializations in s are noteworthy:

Proposition 5.9. *For every diagram D the specialization $s \mapsto t$ yields the Jones polynomial of the link L represented by the diagram D , that is, $W_D(t, t) = V_L(t)$.*

Proof. For $s \mapsto t$ we no longer distinguish the crossings on the axis, and the above skein relations become the well-known axioms for the Jones polynomial, thus $W_D(t, t) = V_K(t)$.

Another way to see this is to start from our two-variable bracket polynomial. For $B \mapsto A$ this becomes Kauffman's bracket polynomial in one variable A . Suitably normalized and reparametrized with $t = A^{-4}$ it yields the Jones polynomial, as desired. \square

Proposition 5.10. *If D is the symmetric union knot diagram with partial knots K_- and K_+ , then the specialization $s \mapsto -1$ yields $W_D(-1, t) = V_{K_-}(t) \cdot V_{K_+}(t)$. If D is a symmetric union link diagram with $n \geq 2$ components, then $W_D(-1, t) = 0$.*

Proof. The specialization $s \mapsto -1$ means that $s^{1/2} + s^{-1/2} = 0$. We can now proceed by induction on the number c of crossings on the axis. If $c = 0$ then the assertion follows from Equation 22. If $c \geq 1$ then the skein relations 23 and 24, specialized at $s = -1$, show that $W(\begin{array}{c} \diagup \\ \times \\ \diagdown \end{array}) = W(\begin{array}{c} \diagup \\ \cdot \\ \diagdown \end{array}) = W(\begin{array}{c} \diagup \\ \cdot \\ \diagdown \end{array})$. This operation reduces c but preserves the number n of components. For $n = 1$ it also preserves the partial knots K_{\pm} . \square

Corollary 5.11. *Suppose that D is the symmetric union knot diagram of two partial knots K_- and K_+ . For $s = t = -1$ we obtain $W_D(-1, -1) = \det(K) = \det(K_-) \cdot \det(K_+)$.*

Proof. The evaluations are subsumed in the following commutative diagram:

$$(25) \quad \begin{array}{ccc} W_D(s, t) \in \mathbb{Z}[s^{\pm 1}, t^{\pm 1}] & \xrightarrow{s \mapsto t} & \mathbb{Z}[t^{\pm 1}] \ni V_K(t) \\ & \downarrow s \mapsto -1 & \downarrow t \mapsto -1 \\ V_{K_-}(t) \cdot V_{K_+}(t) \in \mathbb{Z}[t^{\pm 1}] & \xrightarrow{t \mapsto -1} & \mathbb{Z} \ni \det(K) \end{array}$$

On the one hand, substituting first $s = -1$ and then $t = -1$ yields $\det(K_-) \cdot \det(K_+)$. On the other hand, substituting first $s = t$ and then $t = -1$ yields $\det(K)$. The equality $\det(K) = \det(K_-) \det(K_+)$ now follows from $W_D \in \mathbb{Z}[s^{\pm 1}, t^{\pm 1}]$, the integrality property of Corollary 5.7, which ensures the commutativity of Diagram (25). \square

The product formula $\det(K) = \det(K_-) \cdot \det(K_+)$ was first proven by Kinoshita and Terasaka [8] in the special case that they considered; the general case has been established by Lamm [9]. We derive it here as a consequence of the more general product formula for the Jones polynomial established in Proposition 5.10.

Example 5.12. The symmetric union diagram of Fig. 13a represents the knot 8_{20} with partial knots 3_1 and 3_1^* . Here we find

$$\begin{aligned} W(s, t) &= 1 - s^{-2} + s^{-2}(t + t^3 - t^4)(t^{-1} + t^{-3} - t^{-4}), \\ W(t, t) &= V(8_{20}) = -t^{-5} + t^{-4} - t^{-3} + 2t^{-2} - t^{-1} + 2 - t, \\ W(-1, t) &= V(3_1) \cdot V(3_1^*) = (t + t^3 - t^4)(t^{-1} + t^{-3} - t^{-4}). \end{aligned}$$

In particular W has no denominator and is thus an honest Laurent polynomial in s and t . As it must be, for $t = -1$ the last two polynomials both evaluate to $W(-1, -1) = 9$.

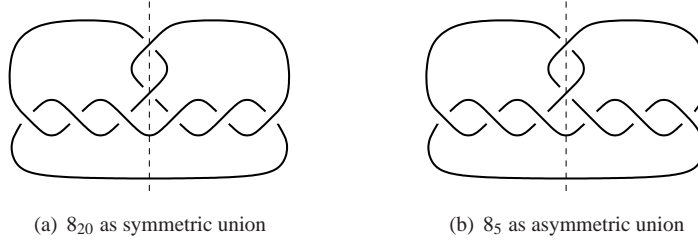


FIGURE 13. Symmetric vs asymmetric union diagrams

Example 5.13. We should point out that the integrality of $W_D(s, t)$ is a crucial ingredient: The asymmetric union depicted in Fig. 13b represents the knot 8_5 with partial knots 3_1 and 3_1 . The lack of symmetry is reflected by a non-trivial denominator in the W -polynomial:

$$W(s, t) = \frac{t^9 - t^8 + t^7 - t^6 + t^5 + t^3 + s^{-2}(-2t^7 - t^5 + 2t^4 + t^2)}{t + 1}.$$

From this we can recover the Jones polynomial

$$W(t, t) = V(8_5) = 1 - t + 3t^2 - 3t^3 + 3t^4 - 4t^5 + 3t^6 - 2t^7 + t^8$$

and the determinant $\det(8_5) = 21$. If we first set $s = -1$, however, we find the product $W(-1, t) = V(3_1) \cdot V(3_1)$, and for $t = -1$ this evaluates to $\det(3_1) \cdot \det(3_1) = 9$.

This example shows that the evaluation of $W(-1, -1)$ is in general not independent of the order of specializations. In other words, Diagram (25) does *not* necessarily commute when we consider rational fractions $W_D \in \mathbb{Z}(s, t)$. For every diagram D both specializations $W_D(t, t)$ and $W_D(-1, t)$ are Laurent polynomials in $\mathbb{Z}[t^{\pm 1}]$. In $(-1, -1)$ the rational function $\mathbb{R}^2 \rightarrow \mathbb{R}$ defined by $(s, t) \mapsto W_D(s, t)$ thus has limits

$$\lim_{t \rightarrow -1} W_D(t, t) = \det(K) \quad \text{and} \quad \lim_{t \rightarrow -1} W_D(-1, t) = \det(K_+) \det(K_-).$$

If W_D is continuous in $(-1, -1)$ then these two limits coincide; otherwise they may differ, in which case $\det(K) \neq \det(K_-) \cdot \det(K_+)$ as in the preceding example.

6. EXAMPLES AND APPLICATIONS

In this final section we present the computation of some W -polynomials. We begin with preliminaries on alternating knots (§6.1) and a computational lemma (§6.2). We then calculate the W -polynomials of symmetric union diagrams for all ribbon knots up to 10 crossings (§6.3) and analyze two infinite families of symmetric union diagrams for two-bridge ribbon knots (§6.4).

Notation. Certain polynomials occur repeatedly in the following calculations. In order to save space we will use the abbreviation $u = -s^{1/2} - s^{-1/2}$ and the auxiliary polynomials $e(t), f(t), \dots$ defined in Table 2 on page 25.

6.1. Alternating knots. A non-trivial symmetric union knot diagram is never alternating. To see this, start from a point where the knot perpendicularly traverses the axis and then travel symmetrically in both directions: the first crossing-pair is mirror-symmetric and thus non-alternating.

If a knot K admits a reduced alternating diagram with c crossings then c is the minimal crossing number and every minimal diagram representing K with c crossings is necessarily reduced and alternating [7, 13, 14, 15]. This implies the following observation:

Proposition 6.1. *Let K be a prime alternating knot with c crossings. If K can be represented by a symmetric union diagram, then at least $c + 1$ crossings are necessary.* \square

This explains why in most of our examples the symmetric union representations require slightly more crossings than the (more familiar) minimal crossing representations. This argument no longer holds for non-alternating knots: the example 8_{20} in Fig. 3 shows that a symmetric union diagram can realize the minimal crossing number.

In the context of alternating diagrams, the span of the Jones polynomial turned out to be a fundamental tool and has thus been intensively studied.

Proposition 6.2. *Let D be a symmetric union diagram with n components having $2c$ crossings off the axis. Then the t -span of W_D is at most $2c + 1 - n$. It is equal to $2c$ if and only if $n = 1$ and the partial diagrams D_{\pm} are alternating so that $\text{span}V(K_{\pm}) = c$.*

Proof. The assertion follows from Proposition 5.6 and the known property of the span of the Jones polynomial [7, 13, 14, 15]. \square

Proposition 6.3. *Suppose that D is a symmetric union diagram with n components having c_+ positive crossings and c_- negative crossings on the axis. Then the degree in s ranges (at most) from $-\frac{n-1}{2} - c_-$ to $\frac{n-1}{2} + c_+$.*

Proof. If $c_+ = c_- = 0$ then the assertion follows from Equation (22). We conclude by induction using Equations (23) and (24). \square

6.2. A computational lemma. As an auxiliary result, we study the effect on $W(D)$ of inserting k consecutive crossings and r necklaces on the axis: the resulting diagram $D_{k,r}$ is shown in Fig. 14. A positive twist number k stands for crossings of type \times and a negative k for crossings of type \times because both orientations either point from left to right or both point from right to left.

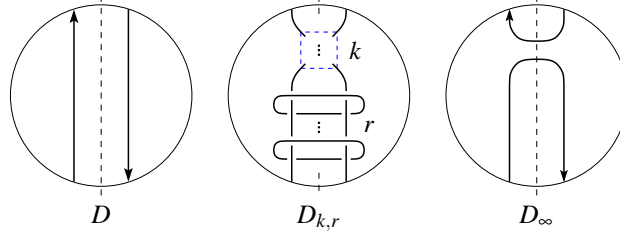
We assume that $D = D_{0,0}$ is a symmetric union diagram with n components. By Proposition 1.8 we can write $W(D) = u^{n-1}(1 + d(s, t))$ for some polynomial $d(s, t) \in \mathbb{Z}[s^{\pm 1}, t^{\pm 1}]$.

Lemma 6.4. *If D_{∞} is the trivial $(n + 1)$ -component link then*

$$W_{k,r}(s, t) = u^{n+r-1} [1 + (-s)^k \cdot (t - 1 + t^{-1})^r \cdot d(s, t)].$$

Proof. Insertion of necklaces: For arbitrary link diagrams $D = D_{0,0}$, $D_{0,1}$ and D_{∞} related as in Fig. 14 by insertion of one necklace, the W -polynomials satisfy the relationship

$$W_{0,1} = (-s^{1/2} - s^{-1/2}) \cdot (t - 1 + t^{-1}) \cdot W_D - (t - 2 + t^{-1}) \cdot W_{\infty}.$$

FIGURE 14. The insertion of k crossings and of r necklaces

If D_{∞} is the trivial $(n+1)$ -component link, then for $r=1$ we obtain

$$\begin{aligned} W_{0,1}(s,t) &= u^n \cdot (t-1+t^{-1}) \cdot (1+d(s,t)) - (t-2+t^{-1}) \cdot u^n \\ &= u^{n+r-1} (1 + (t-1+t^{-1}) \cdot d(s,t)). \end{aligned}$$

The general case for r necklaces follows by induction.

Insertion of crossings: We first assume that $k \geq 0$ and use induction. For $k=0$ the assertion is valid for all $r \geq 0$ and $n \geq 1$. For the induction step we assume that the assertion holds for $k-1$ for all $r \geq 0$ and $n \geq 1$. Then, by Proposition 5.6 we have

$$\begin{aligned} W_{k,r}(s,t) &= -s^{1/2} u^{n+r} - s W_{k-1,r}(s,t) \\ &= -s^{1/2} u^{n+r} - s u^{n+r-1} (1 + (-s)^{k-1} (t-1+t^{-1})^r d(s,t)) \\ &= u^{n+r-1} [1 + (-s)^k (t-1+t^{-1})^r d(s,t)]. \end{aligned}$$

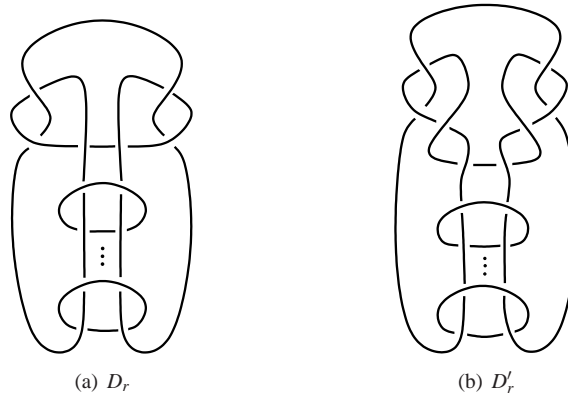
For $k \geq 0$ this completes the proof by induction. For $k \leq 0$ the calculation is analogous. \square

As an illustration we calculate the W -polynomials of two families of symmetric union diagrams. They will also be used for the two-bridge knot examples in §6.4 below.

Example 6.5. The diagrams D_r and D'_r depicted in Fig. 15 represent the symmetric unions $3_1 \# 3_1^*$ and $4_1 \# 4_1$, respectively, with r necklaces. Their W -polynomials are:

$$\begin{aligned} W_{D_r}(s,t) &= u^r [1 - (t-1+t^{-1})^r \cdot e(t)], \\ W_{D'_r}(s,t) &= u^r [1 + (t-1+t^{-1})^r \cdot f(t)]. \end{aligned}$$

This follows from Lemma 6.4 and $W_{D_0}(s,t) = 1 - e(t)$ and $W_{D'_0}(s,t) = 1 + f(t)$.

FIGURE 15. Insertion of r necklaces in diagrams of $3_1 \# 3_1^*$ and $4_1 \# 4_1$

6.3. Ribbon knots with at most 10 crossings. We first study the 6_1 -type family and the Kinoshita-Terasaka family of symmetric union knot diagrams, and then turn to the remaining ribbon knots with at most 10 crossings.

Example 6.6. The family of symmetric union diagrams D_k depicted in Fig. 16a represents the knots $3_1 \# 3_1^*$, 6_1 , 8_{20} , 9_{46} , 10_{140} , \dots with partial knots $K_+ = 3_1$ and $K_- = 3_1^*$. We have $W_0(s, t) = 1 + (V_{K_+}(t)V_{K_-}(t) - 1)$, and thus by Lemma 6.4 the W -polynomial of D_k is

$$(26) \quad W_k(s, t) = 1 + (-s)^k \cdot (V_{K_+}(t) \cdot V_{K_-}(t) - 1)$$

where $V_{K_+}(t) = t^{-1} + t^{-3} - t^{-4}$ and $V_{K_-}(t) = t + t^3 - t^4$.

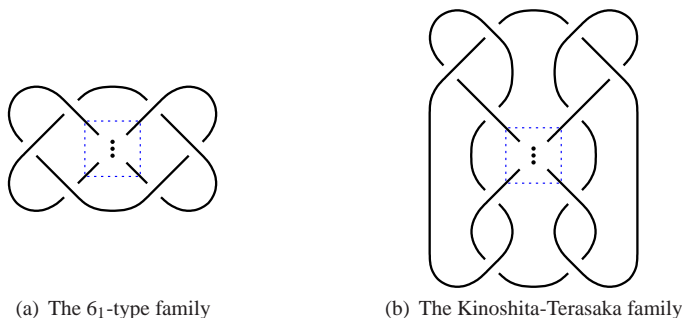


FIGURE 16. Two families of symmetric union diagrams

Example 6.7. The family of symmetric union diagrams D_k depicted in Fig. 16b has trivial partial knots; D_0 represents the trivial knot, D_1 represents 10_{153} , and D_2 represents the Kinoshita-Terasaka knot. For this family of diagrams Lemma 6.4 is not applicable because D_∞ is non-trivial. A small calculation shows that $W_k(s, t) = 1 + ((-s)^k - 1) \cdot f(t)$.

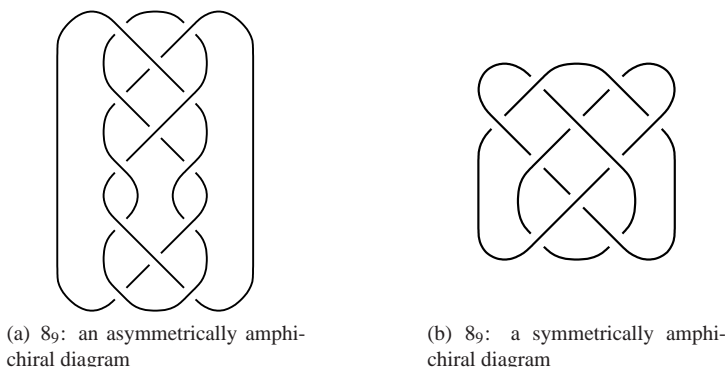


FIGURE 17. Two symmetric union diagrams for 8_9

Example 6.8. Figure 17 displays two symmetric union diagrams for the ribbon knot 8_9 . This knot is amphichiral, and so both diagrams are Reidemeister equivalent to their mirror images. But the first diagram (Fig. 17a) cannot be symmetrically amphichiral because its W -polynomial is not symmetric in s :

$$W_1(s, t) = 1 + s g_2(t) - s^2 f(t).$$

For the second diagram (Fig. 17b) we find $W_2(s, t) = 1 + f(t)$, so that the previous obstruction disappears. This diagram is indeed symmetrically amphichiral, as shown in Fig. 18:

- (1) We start out with a diagram isotopic to Fig. 17b,
- (2) we slide the upper twist inside-out,
- (3) we perform a half-turn of each of the partial knots along its vertical axis,
- (4) we slide the lower twist outside-in,
- (5) we turn the entire diagram upside-down.

Each of these steps is easily seen to be composed of symmetric Reidemeister moves; the last step is realized by a half-turn around the horizontal axis (realizable by symmetric Reidemeister moves) followed by a half-turn around the vertical axis (flype).

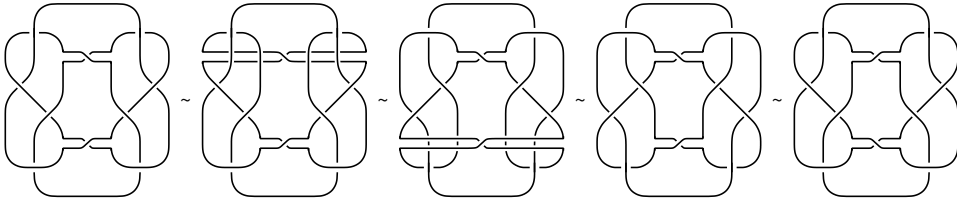


FIGURE 18. Symmetric equivalence between mirror images

Table 1 completes our list of ribbon knots with at most 10 crossings. In order to save space we have used the auxiliary polynomials listed in Table 2, which appear repeatedly.

Diagrams for 6_1 , 8_{20} , 9_{46} , 10_{140} are discussed in Example 6.6 within the 6_1 -type family, further diagrams are discussed for 8_9 in Example 6.8, for 9_{27} in Example 1.14, and for 10_{153} in Example 6.7. We remark that the W -polynomial of 10_{129} is the same as that of 8_8 , and the W -polynomial of 10_{155} is the same as that of 10_{137} , in accordance with results of Kanenobu [6] who studied an infinite family containing these knots. Lemma 6.4 was used for the diagrams of 6_1 , 8_{20} , 9_{46} , 10_{140} in Example 6.6 and again for 8_8 , 10_3 , 10_{22} , 10_{35} , 10_{137} in Table 1.

6.4. Two-bridge ribbon knots. In this final paragraph we establish symmetric inequivalence in the family of two-bridge ribbon knots that we studied in [2]. We consider the symmetric union diagrams D_n and D'_n shown in Fig. 19. They are defined for $n \geq 2$ and we write $n = 2k + 1$ in the odd case and $n = 2k$ in the even case.

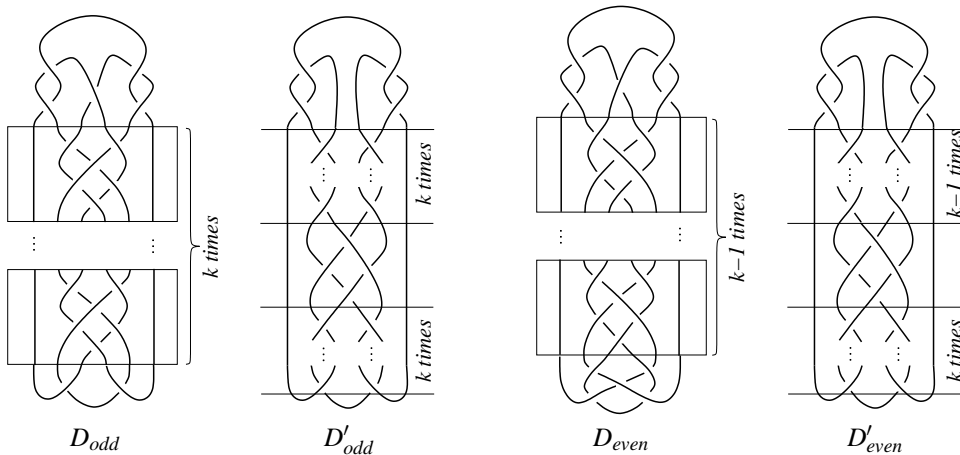


FIGURE 19. The family of knot diagrams D_n and D'_n of Theorem 6.10

diagram	knot det partial knot $W(s, t)$	diagram	knot det partial knot $W(s, t)$
	8 ₈ 25 4 ₁ $1 - s \cdot f(t)$		9 ₄₁ 49 5 ₂ $1 - s^2 \cdot g_1(t) + s^3 \cdot f(t)$
	10 ₃ 25 5 ₁ $1 - s \cdot g_5(t)$		10 ₄₈ 49 5 ₂ $1 - g_2(t)$
	10 ₂₂ 49 5 ₂ $1 - s \cdot g_2(t)$		10 ₄₂ 81 6 ₁ $1 - s^{-1} \cdot g_1(t) + h_1(t) - s \cdot g_3(t)$
	10 ₃₅ 49 5 ₂ $1 - s \cdot g_2(t)$		10 ₇₅ 81 6 ₁ $1 + s^{-2} \cdot g_1(t) - s^{-1} \cdot h_1(t) + g_3(t)$
	10 ₁₃₇ 25 4 ₁ $1 + s^2 \cdot f(t)$		10 ₈₇ 81 6 ₁ $1 + g_1(t) - s \cdot h_1(t) + s^2 \cdot g_3(t)$
	10 ₁₂₉ 25 4 ₁ $1 - s \cdot f(t)$		10 ₉₉ 81 6 ₁ $1 - s^{-1} \cdot f(t) + h_2(t) - s \cdot f(t)$
	10 ₁₅₅ 25 4 ₁ $1 + s^2 \cdot f(t)$		10 ₁₂₃ 121 6 ₂ $1 + s^{-1} \cdot g_4(t) + h_3(t) + s \cdot g_4(t)$

TABLE 1. W -polynomials of ribbon knots with at most 10 crossings

$$\begin{aligned}
 e(t) &= t^{-3} (t^2 + 1) (t - 1)^2 (t^2 + t + 1) \\
 f(t) &= t^{-4} (t^2 + 1) (t - 1)^2 (t^2 + t + 1) (t^2 - t + 1) \\
 g_1(t) &= t^{-5} (t^2 + 1) (t - 1)^2 (t^2 + t + 1) (t^2 - t + 1)^2 \\
 g_2(t) &= t^{-5} (t^2 + 1)^2 (t - 1)^2 (t^2 + t + 1) (t^2 - t + 1) \\
 g_3(t) &= t^{-5} (t^2 + 1)^2 (t - 1)^4 (t^2 + t + 1) \\
 g_4(t) &= t^{-5} (t^2 + 1) (t - 1)^4 (t^2 + t + 1) (t^2 - t + 1) \\
 g_5(t) &= t^{-5} (t^2 + 1) (t - 1)^2 (t^2 + t + 1)^2 (t^2 - t + 1) \\
 h_1(t) &= t^{-6} (t^2 + 1) (t - 1)^2 (t^2 + t + 1) (t^2 - t + 1)^3 \\
 h_2(t) &= t^{-6} (t^2 + 1) (t - 1)^4 (t^2 + t + 1) (t^4 - t^3 + 3t^2 - t + 1) \\
 h_3(t) &= t^{-6} (t^2 + 1) (t - 1)^2 (t^2 + t + 1) (t^2 - t + 1) (t^4 - 3t^3 + 5t^2 - 3t + 1)
 \end{aligned}$$

TABLE 2. Auxiliary polynomials used in the description of W -polynomials

Remark 6.9. The symmetric union diagrams D_n and D'_n represent two-bridge knots of the form $K(a, b) = C(2a, 2, 2b, -2, -2a, 2b)$ with $b = \pm 1$. These knots have genus 3 and their crossing number is $6 + n$. The first members can be identified as follows: $8_9 = K(-1, -1)$ for $n = 2$, $9_{27} = K(-1, 1)$ for $n = 3$, $10_{42} = K(1, 1)$ for $n = 4$, $11a96 = K(1, -1)$ for $n = 5$, $12a715 = K(-2, -1)$ for $n = 6$, $13a2836 = K(-2, 1)$ for $n = 7$.

The diagrams D_2 and D'_2 are the two mirror-symmetric diagrams of 8_9 shown in Fig. 17b. They have been shown to be symmetrically equivalent in Fig. 18.

The diagrams D_3 and D'_3 are the two symmetric union representations of 9_{27} depicted in Fig. 1. They have already been proven to be distinct in Example 1.14.

We do not know if the diagrams D_4 and D'_4 , representing 10_{42} , are symmetrically equivalent: their W -polynomials coincide but no symmetric transformation has yet been found.

We have proved in [2], Theorem 3.2, that for each n the symmetric union diagrams D_n and D'_n are asymmetrically equivalent. One of the motivations for developing the W -polynomial was to show that D_n and D'_n are, in general, not symmetrically equivalent:

Theorem 6.10. *The symmetric union diagrams D_n and D'_n depicted in Fig. 19 are not symmetrically equivalent if $n = 3$ or $n \geq 5$.*

Proof. We show that the W -polynomials of the two diagrams D_n and D'_n are different for $n = 3$ and $n \geq 5$. By Proposition 6.3 the degree in s of the W -polynomial of D'_n ranges at most from -1 to 1 . It is enough to show that the maximal or minimal degree in s of the W -polynomial of D_n is bigger than 1 , or smaller than -1 , respectively. For brevity, we only analyze the maximal degree.

Odd case: For $n = 2k + 1$ we claim that $\max \deg_s W(D_n) = k + 1$.

The diagram D_n contains k negative and $k + 1$ positive crossings on the axis, therefore the maximal degree in s is less or equal to $k + 1$. We resolve all k negative crossings \times on the axis to \times . Only this resolution contributes by Proposition 5.6 to the maximal degree s^{k+1} and we obtain a factor of $(-s^{-1/2})^k$. The resulting diagram is illustrated in Fig. 20a: it has k necklaces and $k + 1$ consecutive positive crossings on the axis, for which the horizontal resolution is a trivial link with $k + 2$ components. Let $u^k(a_k(t) + 1)$ be the W -polynomial of the latter diagram without the crossings on the axis, then by Lemma 6.4 the W -polynomial of the diagram with $k + 1$ crossings is $(-s^{-1/2})^k u^k((-s)^{k+1} a_k(t) + 1)$, including the factor $(-s^{-1/2})^k$ from the resolution step. By Example 6.5 we find that $a_k(t) \neq 0$, proving that in the odd case the maximal s -degree of D_n is $k + 1$. Note that the maximal s -degree of $(-s^{-1/2})^k u^k$ is zero. For odd $n \geq 3$ the maximal s -degree is therefore greater than 1 .

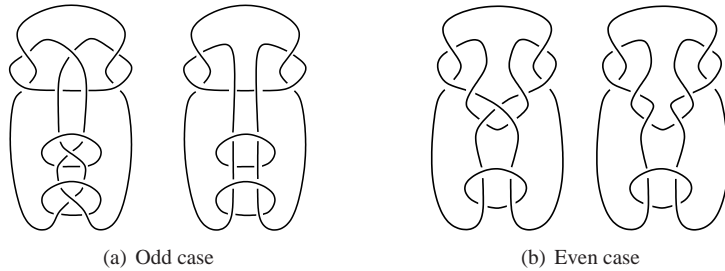


FIGURE 20. Diagrams occurring in the proof of Theorem 6.10 (for $k = 2$)

Even case: For $n = 2k$ we claim that $\max \deg_s W(D_n) = k - 1$.

We observe that the diagram D_n^* obtained from D_n by deleting the first and the last crossing on the axis has the same W -polynomial as D_n . This requires a short calculation using the fact that the \times -resolutions for these crossings are diagrams of the trivial link.

As an illustration, let us make the first three cases explicit. For $n = 2$ the diagram D_2^* is $4_1 \sharp 4_1$. For $n = 4$ the diagram D_4^* coincides with D'_4 , showing that D_4 and D'_4 cannot be distinguished by their W -polynomials. For $n = 6$ the two diagrams D_6 and D_6^* are illustrated in Fig. 21; they represent the knots $12a715$ and $12a3$, respectively.¹




FIGURE 21. Two symmetric union diagrams sharing the same W -polynomial

By Proposition 6.3 the exponents of s in $W(D_n)$ lie between $-k$ and $+k$. In the diagram D_n^* , however, only $k - 1$ negative and $k - 1$ positive crossings on the axis remain, so in $W(D_n) = W(D_n^*)$ the bounds $-k$ and $+k$ are not attained, whence $\max \deg_s W(D_n) \leq k - 1$.

In D_n^* we resolve all $k - 1$ negative crossings \times on the axis to \times . As in the previous case, only this resolution contributes to the maximal degree s^{k-1} and we obtain a factor of $(-s^{-1/2})^{k-1}$. The resulting diagram is illustrated in Fig. 20b: it has $k - 1$ necklaces and $k - 1$ consecutive positive crossings on the axis, for which the horizontal resolution is a trivial link with $k + 1$ components. The process of adding necklaces and twists is the same as in the odd case: for the W -polynomial of the diagram with $k - 1$ crossings we have $(-s^{-1/2})^{k-1} u^{k-1} ((-s)^{k-1} b_k(t) + 1)$ if the W -polynomial of the respective diagram without the twists is $(-s^{-1/2})^{k-1} u^{k-1} (b_k(t) + 1)$, both already including the factor $(-s^{-1/2})^{k-1}$. Using again Example 6.5 we find that $b_k(t) \neq 0$. This proves that in the even case the maximal s -degree of $W(D_n) = W(D_n^*)$ is $k - 1$. Hence, for even $n \geq 6$ the maximal s -degree is greater than 1, which proves the theorem. \square

REFERENCES

- [1] M. Eisermann. The Jones polynomial of ribbon links. *Geometry & Topology*, 13:623–660, 2009.
- [2] M. Eisermann and C. Lamm. Equivalence of symmetric union diagrams. *J. Knot Theory Ramifications*, 16(7):879–898, 2007.
- [3] R. H. Fox. A quick trip through knot theory. In *Topology of 3-manifolds and related topics (Proc. The Univ. of Georgia Institute, 1961)*, pages 120–167. Prentice-Hall, Englewood Cliffs, N.J., 1962.
- [4] R. H. Fox and J. W. Milnor. Singularities of 2-spheres in 4-space and equivalence of knots. *Bull. Amer. Math. Soc.*, 63:406, 1957.
- [5] R. H. Fox and J. W. Milnor. Singularities of 2-spheres in 4-space and cobordism of knots. *Osaka J. Math.*, 3:257–267, 1966.
- [6] T. Kanenobu. Examples on polynomial invariants of knots and links. *Math. Ann.*, 275(4):555–572, 1986.
- [7] L. H. Kauffman. State models and the Jones polynomial. *Topology*, 26(3):395–407, 1987.
- [8] S. Kinoshita and H. Terasaka. On unions of knots. *Osaka Math. J.*, 9:131–153, 1957.
- [9] C. Lamm. Symmetric unions and ribbon knots. *Osaka J. Math.*, 37(3):537–550, 2000.
- [10] W. B. R. Lickorish. *An introduction to knot theory*, volume 175 of *Graduate Texts in Mathematics*. Springer-Verlag, New York, 1997.
- [11] W. B. R. Lickorish and K. C. Millett. Some evaluations of link polynomials. *Comment. Math. Helv.*, 61(3):349–359, 1986.
- [12] C. Livingston. A survey of classical knot concordance. In *Handbook of knot theory*, pages 319–347. Elsevier B. V., Amsterdam, 2005.

¹We seize the occasion to correct an unfortunate misprint in [2]: the caption of Fig. 7 showing a similar diagram states wrong partial knots. The partial knots of the shown diagrams of $12a3$ are $C(3, 4)$ and $C(2, 6)$.

- [13] K. Murasugi. Jones polynomials and classical conjectures in knot theory. *Topology*, 26(2):187–194, 1987.
- [14] M. B. Thistlethwaite. A spanning tree expansion of the Jones polynomial. *Topology*, 26(3):297–309, 1987.
- [15] V. G. Turaev. A simple proof of the Murasugi and Kauffman theorems on alternating links. *Enseign. Math.* (2), 33(3-4):203–225, 1987.

INSTITUT FÜR GEOMETRIE UND TOPOLOGIE, UNIVERSITÄT STUTTGART, GERMANY
E-mail address: Michael.Eisermann@mathematik.uni-stuttgart.de
URL: www.igt.uni-stuttgart.de/eiserm

RÜCKERTSTRASSE 3, 65187 WIESBADEN, GERMANY
E-mail address: Christoph.Lamm@web.de